
Delta County, Colorado
Financial Statements and
Independent Auditor's Report
as of
December 31, 2023

Table of Contents

	<u>Page</u>
Independent Auditor’s Report	1
Management’s Discussion and Analysis (Unaudited)	3
Basic Financial Statements	
Government-Wide Financial Statements:	
Statement of Net Position.....	14
Statement of Activities.....	15
Fund Financial Statements:	
Governmental Funds:	
Balance Sheet-Governmental Funds.....	16
Reconciliation of the Governmental Funds Balance Sheet to Statement of Net Position.....	17
Statement of Revenues, Expenditures and Changes in Fund Balances.....	18
Reconciliation of the Statement of Revenues, Expenditures and Changes in Fund Balance of Governmental Funds to the Statement of Activities.....	19
Proprietary Funds	
Statement of Net Position-Proprietary Funds.....	20
Statement of Revenues, Expenses and Changes in Net Position-Proprietary Funds.....	21
Statement of Cash Flows-Proprietary Funds.....	22
Statement of Fiduciary Assets and Liabilities-Fiduciary Funds.....	23
Notes to the Basic Financial Statements	24
Required Supplementary Information	
Schedule of Revenues, Expenditures and Changes in Fund Balance – Budget and Actual	
General Fund.....	41
Human Services Fund.....	44
Road and Bridge Fund.....	46
Capital Improvement Fund.....	47
American Rescue Fund.....	48
Safety Improvement Sales Tax Fund.....	49
Information about Infrastructure Assets Reported Using the Modified Approach.....	50
Other Supplementary Information	
Non-Major Governmental Funds	
Combining Balance Sheet.....	54
Combining Statement of Revenues, Expenditures and Changes in Fund Balance.....	55

Non major Governmental Funds-Continued

Schedule of Revenues, Expenditures and Changes in Fund Balance – Budget and Actual

Health Department Fund.....	56
Energy Development Fund.....	57
Fairgrounds Fund.....	58
Lodging Tax-Tourism Fund.....	59
Economic Development Fund.....	60
Contingency Fund.....	61
Capital Projects Fund.....	62
Employee Benefit Trust Fund.....	63
Conservation Trust Fund.....	64
Self-Insurance Fund.....	65
Payment in Lieu of Taxes Fund.....	66
Open Space Trust Fund.....	67
Booking Fees Fund.....	68
Inmate Welfare Fund.....	69
Fair Board Fund.....	70

Proprietary Funds

Schedule of Revenues, Expenditures and Changes in Fund Balance – Budget and Actual

Landfill Fund.....	71
E911 Fund.....	72

Agency Funds

Combining Schedule of Changes in Assets and Liabilities-Agency Fund.....	73
--	----

Single Audit Section

Schedule of Expenditures of Federal Awards.....	74
Notes to Schedule of Expenditures of Federal Awards.....	76
Report on Internal Control over Financial Reporting and on Compliance and Other Matters Based on an Audit of Financial Statements Performed in Accordance with <i>Government Auditing Standards</i>	78
Report on Compliance with Requirements Applicable to Each Major Program and Internal Control Over Compliance in Accordance With OMB Circular A-133.....	80
Schedule of Findings and Questioned Costs.....	82
Summary Schedule of Prior Year Audit Findings.....	84

Other

Local Highway Finance Report.....	85
-----------------------------------	----

Management Report

For

Delta County

December 31, 2023

Board of Commissioners
Delta County
Delta, Colorado

Dear Members of the Board:

We enjoyed the opportunity of working with the staff at Delta County during the performance of your December 31, 2023, audit. This letter is a by-product of the audit process, and accompanies your annual audited financial statements.

We hope this management letter provides you with valuable information that will assist in managing the County's financial operations. Included in this report are segments on positive observations and financial analysis of the County's financial operations.

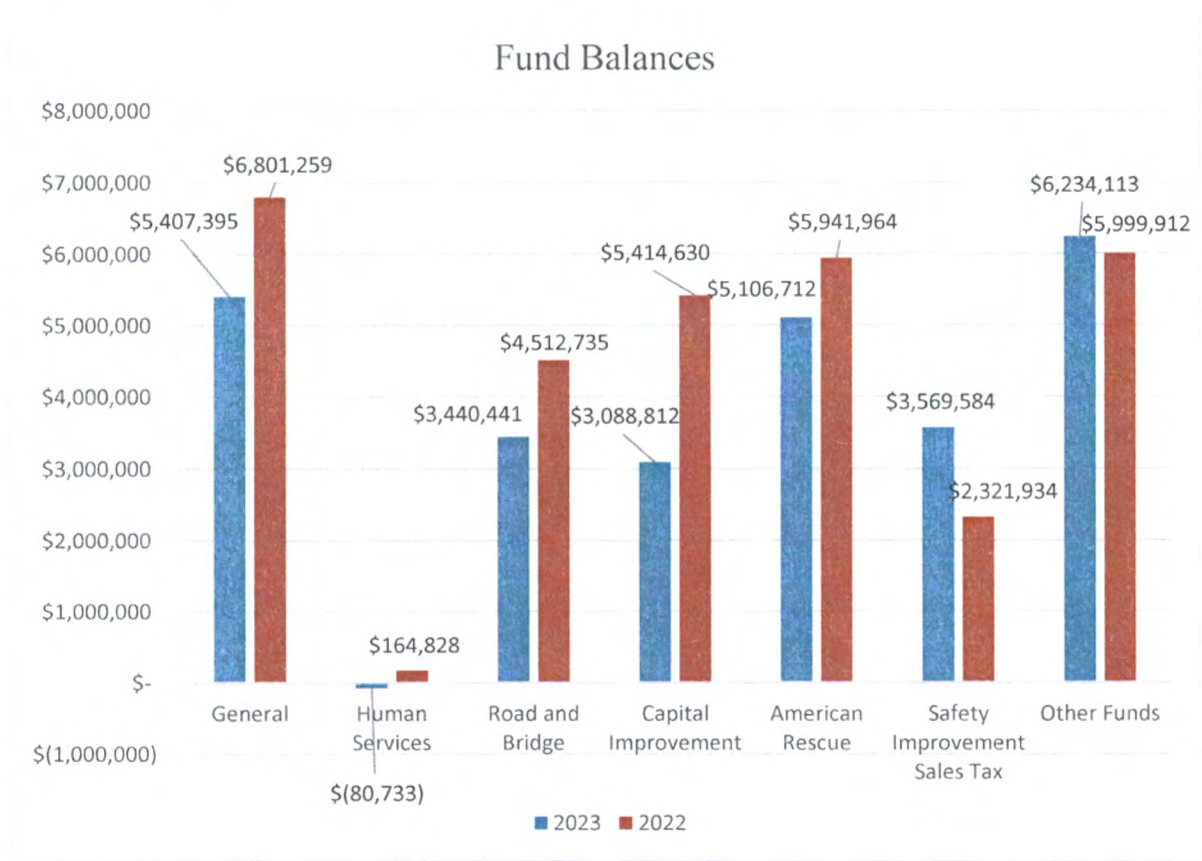
We did not design our review of the County's financial polices to detect all control weaknesses or irregularities that may exist within the department's operations.

Consequently, we do not express an opinion on your internal control structure.

Positive Operations

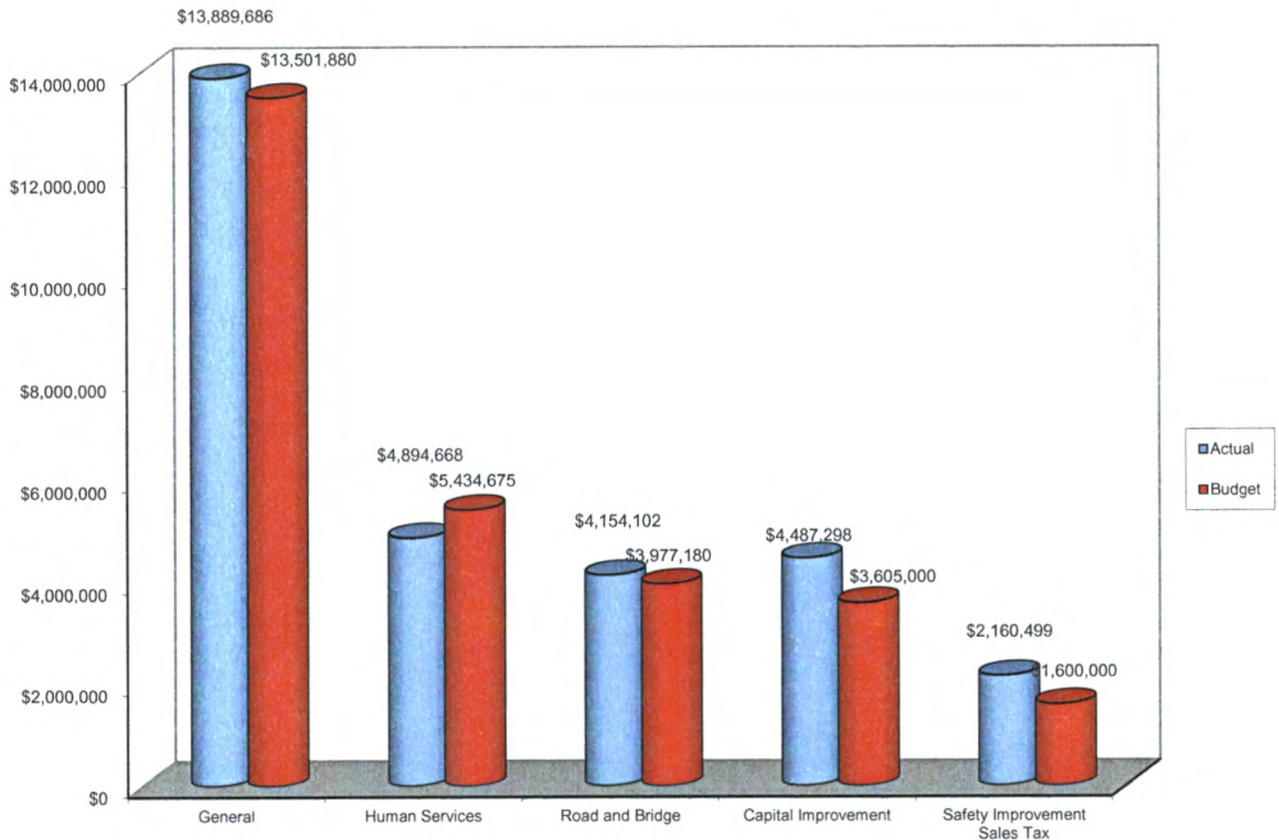
In this section, we highlighted the positive financial areas that we observed. Our first graph illustrates actual balances at December 31, 2023 and 2022 for governmental funds.

Fund Balances



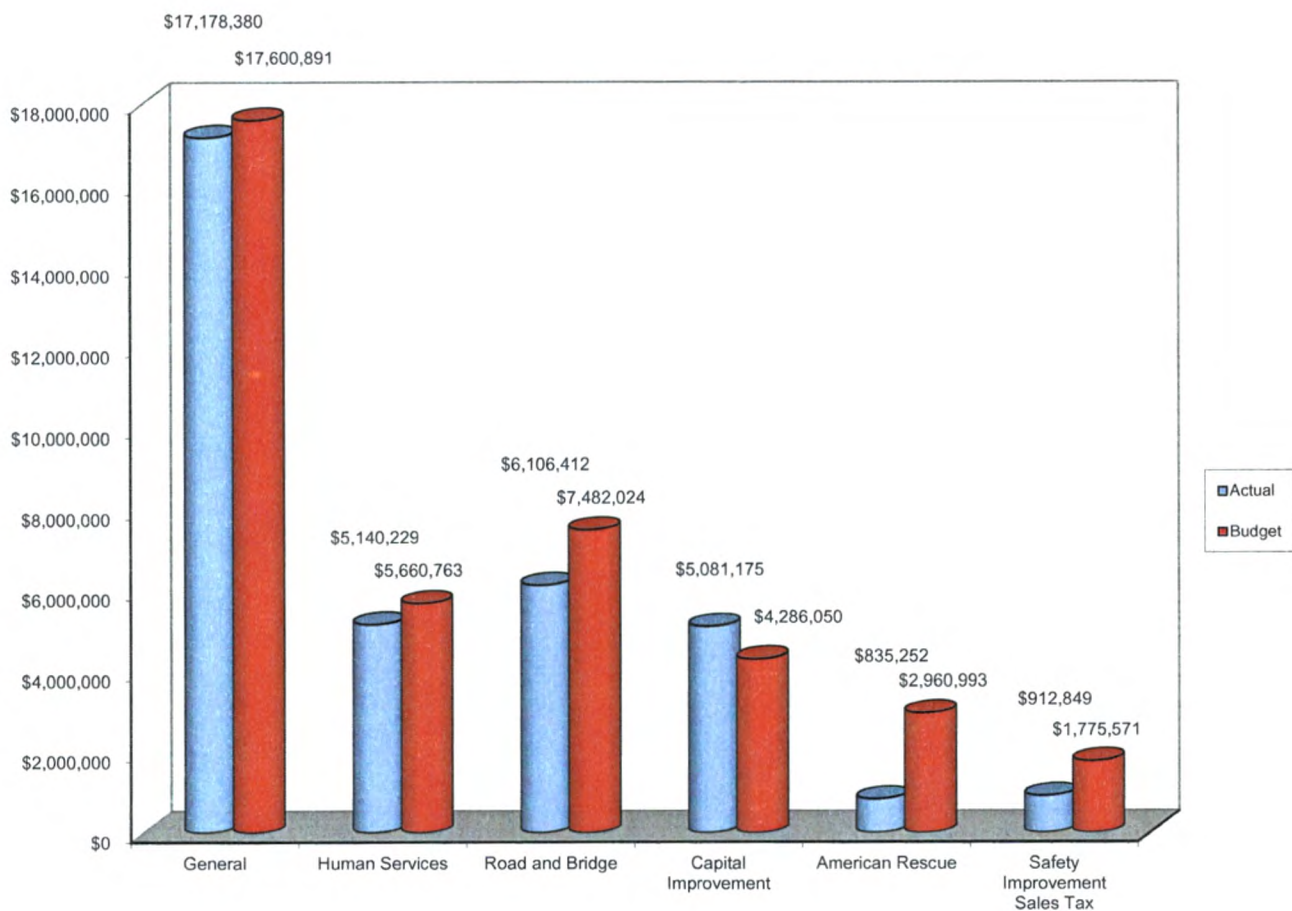
Operating Revenues

The following graph depicts a comparison of actual compared to budgeted amounts for the County funds. The major differences in actual to budgetary amounts in the General Fund were sales tax and interest revenue were more than budget by \$194,410 and 487,829. The major difference for the Road and Bridge Fund was mineral leasing and reimbursements were more than budget by \$143,777 and \$303,387 while HUTF was less than budget by \$242,259. The major difference in the Capital Improvement Fund was that sales taxes, interest, and other revenues were more than budget by \$258,282, 247,955 and \$376,061. The major difference in the Safety Improvement Sale Tax Fund sales taxes were more than budget by \$525,499.



Operating Expenses

The major differences in actual compared to budgetary amounts in funds are as follows: General Fund health and welfare was less than budget by \$397,022. Human Services Fund administration and SEP were less than budget by \$289,303 and \$81,613. Road and Bridge capital road improvements were less than budget by \$1,183,285 and other expenses were more than budget by \$418,740. Capital Improvement Fund capital outlay was more than budget by \$792,727. Safety Improvement Sales Tax Fund safety improvement expense and capital outlay was less than budget by \$128,122 and \$734,600.



Final Remarks

We would like to thank Leone Anderson for her assistance in helping us complete the audit.

Should you have any questions or require additional assistance, please contact Pete Blair at 1-970-856-7550 or at peteblair@bandacpas.com.



October 1, 2024

To the Board of County Commissioners
Delta County, Colorado

We have audited the financial statements of Delta County for the year ended December 31, 2023, and have issued our report thereon dated August 17, 2024. Professional standards require that we provide you with information about our responsibilities under generally accepted auditing standards, as well as certain information related to the planned scope and timing of our audit. We have communicated such information in our letter to you dated February 15, 2024. Professional standards also require that we communicate to you the following information related to our audit.

Significant Audit Findings

Qualitative Aspects of Accounting Practices

Management is responsible for the selection and use of appropriate accounting policies. The significant accounting policies used by Delta County are described in Note A to the financial statements. No new accounting policies were adopted, and the application of existing policies was not changed during 2023. We noted no transactions entered into by the County during the year for which there is a lack of authoritative guidance or consensus. All significant transactions have been recognized in the financial statements in the proper period.

Accounting estimates are an integral part of the financial statements prepared by management and are based on management's knowledge and experience about past and current events and assumptions about future events. Certain accounting estimates are particularly sensitive because of their significance to the financial statements and because of the possibility that future events affecting them may differ significantly from those expected. The most sensitive estimate(s) affecting the financial statements was (were):

Management's estimate of the depreciation expense is based on estimated useful lives of the capitalized assets. We evaluated the key factors and assumptions used to develop the depreciation expense in determining that it is reasonable in relation to the financial statements taken as a whole.

Management's estimate of landfill closure and post-closure costs is based on the total capacity of the landfill, the percentage of the landfill already used and the estimated future closure and post-closure costs. We evaluated the key factors and assumptions used to develop the landfill closure and post-closure costs in determining that it is reasonable in relation to the financial statements taken as a whole.

Management's estimate of gravel costs is based on the total tons and estimated costs per ton to produce the gravel. We evaluated the key factors and assumptions used to develop the gravel costs in determining that it is reasonable in relation to the financial statements taken as a whole.

Certified Public Accountants

Difficulties Encountered in Performing the Audit

We encountered no significant difficulties in dealing with management in performing and completing our audit.

Corrected and Uncorrected Misstatements

Professional standards require us to accumulate all known and likely misstatements identified during the audit, other than those that are trivial, and communicate them to the appropriate level of management. We have given a copy of the audit adjustments to the management. In total there were 9 adjusting journal entries posted from the time we received the trial balance in March until the audit was issued in August 2024.

Disagreements with Management

For purposes of this letter, professional standards define a disagreement with management as a financial accounting, reporting, or auditing matter, whether or not resolved to our satisfaction, which could be significant to the financial statements or the auditor's report. We are pleased to report that no such disagreements arose during the course of our audit.

Management Representations

We have requested certain representations from management that are included in the management representation letter dated August 17, 2023.

Management Consultations with Other Independent Accountants

In some cases, management may decide to consult with other accountants about auditing and accounting matters, similar to obtaining a "second opinion" on certain situations. If a consultation involves application of an accounting principle to the County's financial statements or a determination of the type of auditor's opinion that may be expressed on those statements, our professional standards require the consulting accountant to check with us to determine that the consultant has all the relevant facts. To our knowledge, there were no such consultations with other accountants.

Other Audit Findings or Issues

We generally discuss a variety of matters, including the application of accounting principles and auditing standards, with management each year prior to retention as the County's auditors. However, these discussions occurred in the normal course of our professional relationship and our responses were not a condition to our retention.

Other Information in Documents Containing Audited Financial Statements

With respect to the supplementary information accompanying the financial statements, we made certain inquiries of management and evaluated the form, content, and methods of preparing the information to determine that the information complies with U.S. generally accepted accounting principles, the method of preparing it has not changed from the prior period, and the information is appropriate and complete in relation to our audit of the financial statements. We compared and reconciled the supplementary information to the underlying accounting records used to prepare the financial statements or to the financial statements themselves.

This information is intended solely for the use of the Board of County Commissioners and management of Delta County, Colorado and is not intended to be and should not be used by anyone other than these specified parties.

Very truly yours,

Blair and Associates, P.C.



INDEPENDENT AUDITOR’S REPORT

To the Board of County Commissioners
Delta County, Colorado

Report on the Audit of the Financial Statements

Opinions

We have audited the accompanying financial statements of the governmental activities, the business-type activities, the aggregate discretely presented component units, each major fund, and the aggregate remaining fund information of the Delta County, as of and for the year ended December 31, 2023, and the related notes to the financial statements, which collectively comprise the Delta County’s basic financial statements as listed in the table of contents.

In our opinion, the financial statements referred to above present fairly, in all material respects, the respective financial position of the governmental activities, the business-type activities, the aggregate discretely presented component units, each major fund, and the aggregate remaining fund information of the Delta County, Colorado, as of December 31, 2023, and the respective changes in financial position, and, where applicable, cash flows thereof for the year then ended in accordance with accounting principles generally accepted in the United States of America.

Basis for Opinions

We conducted our audit in accordance with auditing standards generally accepted in the United States of America and the standards applicable to financial audits contained in *Government Auditing Standards*, issued by the Comptroller General of the United States. Our responsibilities under those standards are further described in the Auditor’s Responsibilities for the Audit of the Financial Statements section of our report. We are required to be independent of the Delta County, Colorado and to meet our other ethical responsibilities, in accordance with the relevant ethical requirements relating to our audit. We believe that the audit evidence we have obtained is sufficient and appropriate to provide a basis for our audit opinions.

Responsibilities of Management for the Financial Statements

Management is responsible for the preparation and fair presentation of the financial statements in accordance with accounting principles generally accepted in the United States of America, and for the design, implementation, and maintenance of internal control relevant to the preparation and fair presentation of financial statements that are free from material misstatement, whether due to fraud or error.

In preparing the financial statements, management is required to evaluate whether there are conditions or events, considered in the aggregate, that raise substantial doubt about the Delta County, Colorado’s ability to continue as a going concern for twelve months beyond the financial statement date, including any currently known information that may raise substantial doubt shortly thereafter.

Auditor’s Responsibilities for the Audit of the Financial Statements

Our objectives are to obtain reasonable assurance about whether the financial statements as a whole are free from material misstatement, whether due to fraud or error, and to issue an auditor’s report that includes our opinions. Reasonable assurance is a high level of assurance but is not absolute assurance and therefore is not a guarantee that an audit conducted in accordance with generally accepted auditing standards and *Government Auditing Standards* will always detect a material misstatement when it exists. The risk of not detecting a material misstatement resulting from fraud is higher than for one resulting from error, as fraud may involve collusion, forgery, intentional omissions, misrepresentations, or the override of internal control. Misstatements are considered material if there is a substantial likelihood that, individually or in the aggregate, they would influence the judgment made by a reasonable user based on the financial statements.

In performing an audit in accordance with generally accepted auditing standards and *Government Auditing Standards*, we:

- Exercise professional judgment and maintain professional skepticism throughout the audit.
- Identify and assess the risks of material misstatement of the financial statements, whether due to fraud or error, and design and perform audit procedures responsive to those risks. Such procedures include examining, on a test basis, evidence regarding the amounts and disclosures in the financial statements.
- Obtain an understanding of internal control relevant to the audit in order to design audit procedures that are appropriate in the circumstances, but not for the purpose of expressing an opinion on the effectiveness of the Delta County, Colorado's internal control. Accordingly, no such opinion is expressed.
- Evaluate the appropriateness of accounting policies used and the reasonableness of significant accounting estimates made by management, as well as evaluate the overall presentation of the financial statements.
- Conclude whether, in our judgment, there are conditions or events, considered in the aggregate, that raise substantial doubt about the Delta County, Colorado's ability to continue as a going concern for a reasonable period of time.

We are required to communicate with those charged with governance regarding, among other matters, the planned scope and timing of the audit, significant audit findings, and certain internal control-related matters that we identified during the audit.

Required Supplementary Information

Accounting principles generally accepted in the United States of America require that the management's discussion and analysis and budgetary comparison information be presented to supplement the basic financial statements. Such information is the responsibility of management and, although not a part of the basic financial statements, is required by the Governmental Accounting Standards Board who considers it to be an essential part of financial reporting for placing the basic financial statements in an appropriate operational, economic, or historical context. We have applied certain limited procedures to the required supplementary information in accordance with auditing standards generally accepted in the United States of America, which consisted of inquiries of management about the methods of preparing the information and comparing the information for consistency with management's responses to our inquiries, the basic financial statements, and other knowledge we obtained during our audit of the basic financial statements. We do not express an opinion or provide any assurance on the information because the limited procedures do not provide us with sufficient evidence to express an opinion or provide any assurance.

Supplementary Information

Our audit was conducted for the purpose of forming opinions on the financial statements that collectively comprise the Delta County, Colorado's basic financial statements. The accompanying combining and individual nonmajor fund financial statements and schedule of expenditures of federal awards, as required by Title 2 U.S. *Code of Federal Regulations* Part 200, *Uniform Administrative Requirements, Cost Principles, and Audit Requirements for Federal Awards*, are presented for purposes of additional analysis and are not a required part of the basic financial statements. Such information is the responsibility of management and was derived from and relates directly to the underlying accounting and other records used to prepare the basic financial statements. The information has been subjected to the auditing procedures applied in the audit of the basic financial statements and certain additional procedures, including comparing and reconciling such information directly to the underlying accounting and other records used to prepare the basic financial statements or to the basic financial statements themselves, and other additional procedures in accordance with auditing standards generally accepted in the United States of America. In our opinion, the combining and individual nonmajor fund financial statements, Local Highway Finance Report and the schedule of expenditures of federal awards are fairly stated, in all material respects, in relation to the basic financial statements as a whole.

Other Reporting Required by Government Auditing Standards

In accordance with *Government Auditing Standards*, we have also issued our report dated August 17, 2024, on our consideration of the Delta County, Colorado's internal control over financial reporting and on our tests of its compliance with certain provisions of laws, regulations, contracts, and grant agreements and other matters. The purpose of that report is solely to describe the scope of our testing of internal control over financial reporting and compliance and the results of that testing, and not to provide an opinion on the effectiveness of the Delta County, Colorado's internal control over financial reporting or on compliance. That report is an integral part of an audit performed in accordance with *Government Auditing Standards* in considering Delta County, Colorado's internal control over financial reporting and compliance.

Blair and Associates, P.C.

Cedaredge, Colorado
August 17, 2024

MANAGEMENT'S DISCUSSION AND ANALYSIS

This section of the report provides readers with a narrative overview and analysis of the financial activities of Delta County for the fiscal year ended December 31, 2023. We encourage readers to consider the information presented here in conjunction with the letter of transmittal and basic financial statements to enhance their understanding of the County's financial performance.

FINANCIAL HIGHLIGHTS

- Delta County's assets exceeded liabilities by \$188.3 million at the end of 2023. Of this amount, \$27 million may be used to meet the government's ongoing obligations to citizens and creditors. \$158 million is invested in capital assets and \$3.3 million is restricted by law.
- Total revenues in 2023 for all governmental activities were \$35,324,804. Total expenditures in 2023 for all governmental activities were \$33,534,358. The difference of expenditures over revenues in 2023 increased the County's governmental activities' net position by \$1,790,446.
- Fund balances in 13 of the County's 23 governmental and business-type activity funds increased in 2023, compared to 14 of the County's 21 governmental and business-type activity funds increasing in 2022.

The County Commissioners' goal is to keep unreserved fund balances in the General Fund and Road and Bridge Fund at no less than 25% of operating expenditures. In 2023, the unreserved fund balances in these two funds exceeded 25% of operating expenditures. The unreserved fund balance in the Human Services Fund is maintained at a lower level since approximately 80% of its revenues are federal and state funds. The County budgets expenditures from unreserved fund balances for one time, high priority projects and to even out the cyclical revenue patterns which result from biennial property assessments and/or fluctuations in the national and state economies that are beyond a local government's control.

OVERVIEW OF THE FINANCIAL STATEMENTS

This discussion and analysis is intended to serve as an introduction to the County's basic financial statements. The basic financial statements contain three components: 1) government-wide financial statements, 2) fund financial statements, and 3) notes to the financial statements. In addition to the basic statements, this report also contains required and other supplemental information and federal financial assistance reports.

Government-wide Financial Statements. The *government-wide financial statements* are designed to provide readers with a broad overview of the County's finances in a manner similar to a private sector business.

The *statement of net position* presents information on all of the County's assets and liabilities, with the difference between the two reported as net position. Over time, increases or decreases in net position may serve as a useful indicator of whether the County's financial position is improving or deteriorating.

The *statement of activities* presents information showing how the government's net position changed during the fiscal year. All changes in net position are reported as soon as the underlying event giving rise to the change occurs, regardless of the timing of related cash flows. Thus, revenues and expenses are reported in the statement for some items that will only result in cash flows in future fiscal periods (e.g., uncollected taxes and earned but unused PTO leave).

Both of the government-wide financial statements distinguish functions of the County that are principally supported by taxes and intergovernmental revenues (*governmental activities*) from other functions that are intended to recover all or a significant portion of their costs through user fees and charges (*business-type activities*). Delta County's governmental activities include general government, public works, health and human services, culture and recreation, and economic development. The County has two business type activities — operation of a solid waste landfill/transfer station and an E911 fund.

The government-wide financial statements also include the Delta County Fair Board, which is a component unit. The County does have financial control over the Fair Board, and is included on the financial statements as a special revenue fund.

Fund Financial Statements. A fund is a grouping of related accounts that is used to maintain control over resources that have been segregated for specific activities or objectives. Delta County, like other state and local governments, uses fund accounting to ensure and demonstrate compliance with finance-related legal requirements. All of the funds of Delta County can be divided into two categories: Governmental funds and proprietary funds.

Governmental Funds. *Governmental funds* are used to account for essentially the same functions reported as *governmental activities* in the government-wide financial statements. However, unlike the government-wide financial statements, governmental fund financial statements focus on *near-term inflows and outflows of spendable resources, as well as on balances of spendable resources* available at the end of the fiscal year. Such information may be useful in evaluating a government's near-term financing requirements.

Because the focus of governmental funds is narrower than that of the government-wide financial statements, it is useful to compare the information presented for *governmental funds* with similar information presented for *governmental activities* in the government-wide financial statements. By doing so, readers may better understand the long-term impact of the government's near-term financing decisions. Both the governmental fund balance sheet and the governmental fund statement of revenues, expenditures, and changes in fund balances provide a reconciliation to facilitate this comparison between *governmental funds* and *governmental activities*.

Delta County maintains twenty-three individual governmental funds. Information is presented separately in the governmental fund balance sheet and in the governmental fund statement of

revenues, expenditures, and changes in fund balances for the General Fund, Human Services, Road and Bridge, Capital Improvement, American Rescue, Safety Improvement, Health Department, Energy Development, Fairgrounds, Lodging Tax, Economic Development, Contingency, Grants, Employee Benefit Trust, Conservation Trust, Self Insurance, PILT, Open Space Trust, Fair Board, Booking Fees and Inmate Welfare of which the first six are considered to be major funds.

The basic governmental fund financial statements can be found on pages 14 through 19 of this report.

Proprietary Funds. Delta County maintains one type of proprietary fund. *Enterprise funds* are used to report the same functions presented as *business-type activities* in the government-wide financial statements. Delta County has two enterprise funds, the Landfill Operations fund and the E911 fund.

Proprietary funds provide the same type of information as the government-wide financial statements, only in more detail. The proprietary fund financial statements provide separate information for the Landfill Operations and E911 funds, which are considered to be major funds of the County.

The basic proprietary fund financial statements can be found on pages 20 through 23 of this report.

Budgetary Comparisons. Delta County adopts an annual appropriated budget for all of its funds. A budgetary comparison statement has been provided for all funds on pages 41 to 49 of this report.

Notes to the Financial Statements. The notes provide additional information that is essential to a full understanding of the data provided in the government-wide and fund financial statements. The notes to the financial statements can be found on pages 24 through 40 of this report.

COUNTY-WIDE FINANCIAL ANALYSIS

Net Position. As noted earlier, net position may serve over time as a useful indicator of a government's financial position. As of December 31, 2023, assets exceeded liabilities by \$188.3 million. This represents a 1% increase over 2022 net position.

One significant portion of Delta County's net position (14.33%) represents unrestricted net position of \$27 million, which may be used to meet the County's ongoing obligations to citizens and creditors.

The largest portion of the County's net position (83.93%) reflects its investment in capital assets. These assets include land, construction in progress, buildings, machinery, equipment, and public infrastructure which include the County's road and bridge systems. These capital assets are used to provide services to citizens; consequently, they are not available for future spending. Although the investment in capital assets is reported net of related debt, it should be noted that the resources needed to repay this debt must be provided from other sources since the capital assets themselves cannot be used to liquidate these liabilities.

An additional \$3,279,933 of the County’s net position (1.74%) represents resources that are subject to external restrictions on how they may be used. Included in this category are the Tabor reserve, reserve for special road projects and the reserve for inventories including County gravel pit stockpiles.

At the end of 2023, Delta County had positive balances in all three categories of net position, both for the government as a whole, as well as for its separate governmental and business-type activities.

Net Position

	Governmental Activities		Business-type Activities		Total Primary Government	
	<u>2023</u>	<u>2022</u>	<u>2023</u>	<u>2022</u>	<u>2023</u>	<u>2022</u>
Assets						
Current Assets	\$36,665,523	\$37,998,896	\$7,152,323	\$6,791,712	\$43,817,846	\$44,790,608
Noncurrent Assets	<u>\$155,466,125</u>	<u>\$149,268,596</u>	<u>\$3,389,631</u>	<u>\$3,764,202</u>	<u>\$158,855,756</u>	<u>\$153,032,798</u>
Total assets	<u>\$192,131,648</u>	<u>\$187,267,492</u>	<u>\$10,541,954</u>	<u>\$10,555,914</u>	<u>\$202,673,602</u>	<u>\$197,823,406</u>
Liabilities						
Current liabilities	\$5,106,728	\$2,474,734	\$2,402,778	\$2,184,149	\$7,509,506	\$4,658,883
Noncurrent liabilities	<u>0</u>	<u>0</u>	<u>\$849,184</u>	<u>\$1,139,467</u>	<u>\$849,184</u>	<u>\$1,139,467</u>
Total liabilities	<u>\$5,106,728</u>	<u>\$2,474,734</u>	<u>\$3,251,962</u>	<u>\$3,323,616</u>	<u>\$8,358,690</u>	<u>\$5,798,350</u>
Deferred inflow of Resources						
Deferred property Taxes and other	\$6,057,581	\$5,615,862			\$6,057,581	\$5,615,862
Net Position						
Invested in capital assets	\$155,466,125	\$149,268,596	\$2,540,447	\$2,624,735	\$158,006,572	\$151,893,331
Restricted	\$3,279,933	\$3,273,288	0	0	3,279,933	\$3,273,288
Unrestricted	<u>\$22,221,281</u>	<u>\$26,635,012</u>	<u>\$4,749,545</u>	<u>\$4,607,563</u>	<u>\$26,970,826</u>	<u>\$31,242,575</u>
Total net position	<u>\$180,967,339</u>	<u>\$179,176,896</u>	<u>\$7,289,992</u>	<u>\$7,232,298</u>	<u>\$188,257,331</u>	<u>\$186,409,194</u>

Changes in Net Position. Governmental and Business-type activities increased the County’s net position by \$1,848,137 in 2023.

Governmental Activities. Governmental activities increased Delta County’s net position by \$1,792,433 in 2023.

Business-Type Activities. The County’s two business-type activities, Landfill Operations and E911, increased net position by \$57,694 in 2023.

Changes in Net Position

	Governmental		Business-type		Total	
	Activities		Activities		Primary	
	<u>2023</u>	<u>2022</u>	<u>2023</u>	<u>2022</u>	<u>2023</u>	<u>2022</u>
Revenues						
Program revenues:						
Charges for services	\$2,364,202	\$2,266,217	\$2,558,744	\$2,188,326	\$4,922,946	\$4,454,543
Operating/Capital Grants and Contributions	\$7,579,137	\$10,859,616	0	0	\$7,579,137	\$10,859,616
General revenues:						
Taxes collected for general operations	\$22,434,208	\$22,380,190	0	0	\$22,434,208	\$22,380,190
Interest income/earnings	\$809,345	\$137,328	\$619,658	\$101,539	\$1,429,303	\$238,867
Other revenues	\$1,909,567	\$1,800,868	\$-20,718	\$-3,109	\$1,888,849	\$1,797,759
Transfers	\$228,345	\$270,202	\$-228,345	\$-270,202	0	0
Total revenues	<u>\$35,324,804</u>	<u>\$37,714,421</u>	<u>\$2,929,639</u>	<u>\$2,016,554</u>	<u>\$38,254,443</u>	<u>\$39,730,975</u>
Program expenses						
Current:						
General government	\$9,107,271	\$7,416,353	0	0	\$9,107,271	\$7,416,353
Health and welfare	\$15,218,658	\$14,457,192	0	0	\$15,218,658	\$14,457,192
Culture and recreation	\$1,182,130	\$935,146	0	0	\$1,182,130	\$935,146
Public works	\$7,540,454	\$6,877,646	0	0	\$7,540,454	\$6,877,646
Economic Development	\$485,845	\$857,183	0	0	\$485,845	\$857,183
Landfill operations	0	0	\$2,468,612	\$1,459,467	\$2,468,612	\$1,459,467
E-911	0	0	\$403,333	\$91,898	\$403,333	\$91,898
Interest and fiscal charges	0	0	0	0	0	0
Total expenses	<u>\$33,534,358</u>	<u>\$30,543,520</u>	<u>\$2,871,945</u>	<u>\$1,551,365</u>	<u>\$36,406,303</u>	<u>\$32,094,885</u>
Increase (decrease) in net position	<u>\$1,790,446</u>	<u>\$7,170,901</u>	<u>\$57,694</u>	<u>\$465,189</u>	<u>\$1,848,140</u>	<u>\$7,636,090</u>

FINANCIAL ANALYSIS OF THE COUNTY'S FUNDS

As noted earlier, Delta County uses fund accounting to ensure and demonstrate compliance with finance-related legal requirements.

Governmental Funds Overview. The focus of County governmental funds is to provide information on near-term inflows, outflows, and balances of spendable resources. Such information is useful in assessing the County's financing requirements. In particular, unreserved fund balance may serve as a useful measure of a government's net resources available for spending at the end of the fiscal year.

As of the end of 2023, the combined ending fund balances of County governmental funds were \$26.8 million. Approximately 95.6% of this consists of unreserved fund balance, which is available as working capital and for current spending in accordance with the purposes of the specific funds. The remainder of fund balance is reserved to indicate that it is not available for new spending because it is committed for the following purposes: 1) TABOR reserve (\$435,288); 2) reserve for inventories (\$2,331,495); and reserve for Conservation Trust Fund Projects (\$513,150).

The County has six major governmental funds. These are 1) General; 2) Human Services; 3) Road & Bridge; 4) Capital Improvements; 5) American Rescue Fund; 6) Safety Improvement Sales Tax fund.

§39-26-704.1, C.R.S

1. General Fund. This is the primary operating fund of Delta County Government. It accounts for many of the County's core services, such as public safety, planning, tax collections, property assessment, recording of public records and elections. As of December 31, 2023, the general fund balance was \$5.4 million-\$1,393,864 less than the previous year. As a measure of the general fund's liquidity, it may be useful to compare the unreserved fund balance, which equals the total fund balance, to total fund expenditures. Unreserved fund balance represents 28.35 % of total 2023 General Fund expenditures and transfers.
2. Human Services Fund. The Human Services fund is mandated by State Statute. This fund accounts for the local share of many Federal and State public welfare programs. The fund had a negative \$80,733 balance at the end of 2023, which is \$245,561 less than 2022.
3. Road & Bridge Fund. The Road and Bridge Fund is also state mandated. The fund records costs related to County road and bridge construction and maintenance. The Road and Bridge fund had \$3,440,441 in fund balance at the end of 2023. \$2,331,495 of the fund balance is reserved for inventories. The fund balance was \$1,072,294 less than the previous year.
4. Capital Improvements Fund. The Capital Improvements fund accounts for capital improvements of the County. This fund is funded by 75% of a 1 cent County sales tax approved in 1982 and it is restricted to capital improvement projects and expenditures. The Capital Improvements fund had a \$3,088,812 fund balance at the end of 2023. This amount was an decrease of \$2,325,818 from the previous year. Fund balance decreased by 42.95% from the prior year.
5. American Rescue Fund. American Rescue Fund. Federal funds to support the response to recovery from the COVID-19 public health emergency. The fund balance had a decrease from \$5,941,964 funds to \$5,106,712 fund balance at the end of 2023.
6. Safety Improvement Sales Tax Fund. The Safety improvement fund is a collection of sales tax for public safety improvement to be collected for 10 years. The fund had an increase from \$2,321,934 funds to \$3,569,584 fund balance at the end of 2023.

The County has fifteen non-major governmental funds. These are 1) Health Department; 2) PILT; 3) Economic Development; 4) Energy Development; 5) Open Space Trust; 6) Conservation Trust; 7) Self Insurance; 8) Capital Projects; 9) Contingency; 10) Lodging Tax; 11) Employee Benefit Trust; 12) Fairgrounds; 13) Fair Board, 14) Inmate Welfare fund, and 15) Booking Fee Fund.

1. Health Department Fund. The Health Department Fund supports public health and environmental health services within the County. The Fund carried a \$1,003,983 fund balance at the end of 2023, which is 8.2% more than 2022.
2. PILT Fund. The Payment in Lieu of Taxes (PILT) Fund accounts for federal funds received for federally owned lands within the County. The PILT Fund had \$2,314,053 in fund balance at the end of 2023.
3. Economic Development Fund. The Economic Development Fund accounts for contributions to various economic development activities within the County. The Economic Development Fund had \$191,916 in fund balance at the end of 2023. This amount was \$24,895 less than the previous year.
4. Energy Development Fund. The Energy Development Fund accounts for expenses associated with energy development activities in Delta County. The Energy Development Fund had \$119,562 fund balance at the end of 2023. To date, the revenue source for this fund has consisted of budgetary transfers from the PILT Fund.
5. Open Space Trust Fund. The Open Space Trust Fund accounts for acquisitions, protection, improvements, and long-term maintenance of open space, natural areas, wildlife habitat, parks and trails. The fund's primary revenue source is subdivision open space fees which are allocated to each Commissioner District where the development generating the fees has occurred. This fund had \$142,670 in fund balance at the end of 2023. Fund balance increased by 3.59% over the prior year.
6. Conservation Trust Fund. The Conservation Trust Fund accounts for state lottery proceeds to be used for capital improvements to local parks and recreation areas. The Conservation Trust fund had a \$513,150 fund balance at the end of 2023. This amount was \$79,288 more than the previous year. Fund balance increased by 1.18% over the prior year.
7. Self-Insurance Fund. The Self Insurance Fund accounts for litigation and other contingency costs incurred by the County. The Self Insurance Fund had a \$446,648 fund balance at the end of 2023. This amount was \$91,766 less than the previous year. Fund balance decreased by 17.05% over the prior year.
8. Grant Projects Fund. The Grant Projects Fund accounts for grant projects that the County may undertake. Its source of revenue consists of grants awarded for specific capital projects and/or funds transferred from the Capital Improvement Fund for the acquisition and construction of specific capital projects. The Grants Projects Fund had a \$145,436 fund balance at the end of 2023. This amount was \$359,205 less than the previous year.

9. Contingency Fund. The Contingency Fund is available for expenditures that were not foreseen at the adoption of the budget and holds the 3% Tabor reserve. The Contingency Fund had a \$822,995 fund balance at the end of 2023.
10. Lodging Tax Fund. The Lodging Tax Fund accounts for lodging taxes collected for promotion of tourism in Delta County. The Lodging Tax Fund had a \$239,655 fund balance at the end of 2023. This amount was \$19,868 more than the previous year. Fund balance increased by 9.04% over the prior year.
11. Employee Benefit Trust Fund. The Employee Benefit Trust Fund accounts for the payment of employee benefits. The Employee Benefit Trust Fund had a \$160,449 fund balance at the end of 2023. This amount was \$124,024 more than the previous year.
12. Fairgrounds Fund. The Fairgrounds Fund accounts for the maintenance, capital, and special event costs at the Delta County Fairground. The Fairgrounds Fund had a \$15,432 fund balance at the end of 2023. This was \$24,824 more than the previous year.
13. Fair Board Fund. The Fair Board Fund accounts for the annual Delta County Fair. The Fair Board Fund had a \$97,963 fund balance at the end of 2023. This was \$1,258 less than the previous year.
14. Inmate Welfare Fund. These funds were pulled from the General Fund to track funds going in and out. These are for inmates goods and services while incarcerated. The fund decreased from \$5,779 to \$1,119 in 2023.
15. Booking Fees Fund. These funds were pulled from the General Fund to track funds going in and out. These are booking fees and bond fees in accordance with HB21-1280. The fund increased from \$16,793 to \$19,262 in 2023.

Proprietary Funds Overview

The County's proprietary fund statements provide the same type of information found in the government-wide statements, but in more detail.

The County has two enterprise-type proprietary funds, the Landfill Operations Fund and the E911 Fund. Unrestricted net position of the proprietary funds at the end of the year amounted to \$4,749,545. The total increase in net position for the proprietary funds was 3.08%. Other factors concerning the finances of this fund are discussed under business-type activities.

GENERAL FUND BUDGETARY HIGHLIGHTS

The County's budget is prepared according to Colorado statutes. The most significant budgeted fund is the General Fund as it accounts for the operating expenditures for the majority of County departments, excluding the Road & Bridge and Human Services departments.

In December of 2022, the Board of County Commissioners appropriated \$17.9 million for general fund expenditures in 2023. The final budget for 2023 anticipated spending \$0 of the General Fund reserves to balance the General Fund budget.

2023 actual expenditures were 2.41% less than anticipated budget and 2023 actual revenues were 2.879% more than anticipated budget resulting in an decrease of \$1,393,864 in General Fund reserves in 2023 as opposed to the decrease of \$1,787,257 as originally anticipated.

CAPITAL ASSET AND DEBT ADMINISTRATION

Capital Assets. Delta County's investment in capital assets for its governmental and business type activities as of December 31, 2023 totals \$158.0 million (net of accumulated depreciation). This investment includes all land, construction in progress, buildings, machinery and equipment, as well as infrastructure. The total increase in investment in capital assets for the current fiscal year was 4.02%.

Major capital asset events during the 2023 fiscal year included the following:

- Major road construction improvements.
- Start of Detention Center Remodel
- Land Acquisition
- Miners Trail
- Sheriff Administration Building
- \$2,900,913 in heavy equipment and vehicle purchases.

On-going construction commitments include:

- Major road reconstruction and improvements.
- Detention Center remodel
- Miner's Trail in Hotchkiss
- Fairgrounds Playground improvements

GASB 34 (Governmental Accounting Standards Board) requires all government entities to report on the value and condition of all their physical assets and infrastructure. Commencing in 2009, the County implemented the "modified approach" for its road and bridge infrastructure assets and a simple depreciation approach for all other physical assets in accordance with GASB Statement No. 34. The modified method takes into account maintenance expenses and the value that those expenses add to an asset such as the County's road and bridge infrastructure.

Additional information on the County's capital assets can be found in Note C of this report.

Long Term Debt-Lease Purchase Agreements.

- The County of Delta has 4 years remaining on a 5 year obligation to CAT Financial Services Inc to purchase the Caterpillar D9T Tractor

Colorado Revised Statutes provide for a general obligation debt limit of 1.5% of assessed valuation. The County had a general obligation debt capacity of \$6.5 million in 2023. The county currently has no long-term debt or lease purchase agreements subject to the limitation.

Additional information on Delta County's debt can be found in Note D.

Other Matters. The following factors are expected to have a significant effect on the County's financial position or results of operations and were taken into account in developing the 2024 budget:

- Increased growth in mandated federal and state programs while decreasing dollars for implementation and capacity.
- Increasing demand on county jail that is aging.
- The challenge to meet the desired levels of programs and services for constituents as revenues show decreasing growth.

REQUESTS FOR INFORMATION

This financial report is designed to provide a general overview of Delta County's finances for all those with an interest in the government's finances. Questions concerning any of the information provided in this or requests for additional financial information should be addressed to the County Administrator, 560 Dodge Street, Delta, CO 81416.

Basic Financial Statements

DELTA COUNTY, COLORADO
STATEMENT OF NET POSITION
December 31, 2023

	Governmental Activities	Business-Type Activities	Total
ASSETS			
Cash And Investments	\$ 24,447,060	\$ 6,970,935	\$ 31,417,995
Property taxes receivable	6,021,387	-	6,021,387
Sales taxes receivable	1,757,328	-	1,757,328
Other Receivables	1,292,097	181,388	1,473,485
Intergovernmental receivable	708,297	-	708,297
Due from agency funds	107,859	-	107,859
Inventories	2,331,495	-	2,331,495
Capital assets			
Land	3,480,964	-	3,480,964
Construction in Progress	7,485,715	-	7,485,715
Infrastructure	127,318,077	-	127,318,077
Capital assets being depreciated, net	17,181,369	3,389,631	20,571,000
Total assets	192,131,648	10,541,954	202,673,602
LIABILITIES, DEFERRED INFLOWS OF RESOURCES AND NET POSITION			
Liabilities			
Accounts payable	1,115,442	62,723	1,178,165
Accrued Liabilities	2,115,436	23,680	2,139,116
Unearned revenues	610,740	-	610,740
Accrued compensated absences	1,243,763	40,607	1,284,370
Closure and post-closure costs	21,347	2,275,768	2,297,115
Noncurrent lease liabilities	-	849,184	849,184
Total Liabilities	5,106,728	3,251,962	8,358,690
Deferred inflows of resources			
Deferred property tax revenues and other	6,057,581	-	6,057,581
Net Position			
Invested in capital assets, net of related debt	155,466,125	2,540,447	158,006,572
Restricted for:			
Inventories	2,331,495	-	2,331,495
Statutory requirements	948,438	-	948,438
Unrestricted	22,221,281	4,749,545	26,970,826
Total net position	\$ 180,967,339	\$ 7,289,992	\$ 188,257,331

The accompanying notes are an integral part of this statement.

**DELTA COUNTY, COLORADO
STATEMENT OF ACTIVITIES
YEAR ENDED DECEMBER 31, 2023**

	Program Revenues			
	Expenses	Charges for Services	Operating Grants and Contributions	
Activities:				
Governmental:				
General Government	\$ 9,107,271	\$ 1,500,503	\$ 1,335,256	\$ -
Public works	7,540,454	358,426	-	-
Health and Welfare	15,218,658	376,243	6,081,406	-
Culture and recreation	1,182,130	129,030	162,475	-
Economic development	485,845	-	-	-
Total governmental activities	33,534,358	2,364,202	7,579,137	-
Business-type				
Landfill Operations	2,468,612	1,841,746	-	-
E-911	403,333	716,998	-	-
Total Business-type activities	2,871,945	2,558,744	-	-
Total Delta County, Colorado	\$ 36,406,303	\$ 4,922,946	\$ 7,579,137	\$ -

General revenues

- Property and specific ownership taxes
- Sales and use tax
- Highway users tax
- Other shared taxes
- Mineral Leasing Severance Taxes
- Investment earnings
- Gain (Loss) on sale of assets and disposals
- Miscellaneous
- Transfers

Total general revenues and transfers

Change in Net Position

Net position, beginning

Net position, ending

The accompanying notes are an integral part of this statement.

Net (Expense) Revenue and Changes in Net Position		
Primary Government		
Governmental Activities	Business-type Activities	Total
\$ (6,271,512)	\$ -	\$ (6,271,512)
(7,182,028)	-	(7,182,028)
(8,761,009)	-	(8,761,009)
(890,625)	-	(890,625)
(485,845)	-	(485,845)
<u>(23,591,019)</u>	<u>-</u>	<u>(23,591,019)</u>
-	(626,866)	(626,866)
-	313,665	313,665
-	(313,201)	(313,201)
<u>(23,591,019)</u>	<u>(313,201)</u>	<u>(23,904,220)</u>
6,561,193	-	6,561,193
10,386,651	-	10,386,651
3,022,729	-	3,022,729
2,097,876	-	2,097,876
365,756	-	365,756
809,345	619,958	1,429,303
399,700	-	399,700
1,509,867	(20,718)	1,489,149
228,345	(228,345)	-
<u>25,381,462</u>	<u>370,895</u>	<u>25,752,357</u>
1,790,443	57,694	1,848,137
179,176,896	7,232,298	186,409,194
<u>\$ 180,967,339</u>	<u>\$ 7,289,992</u>	<u>\$ 188,257,331</u>

The accompanying notes are an integral part of this statement.

DELTA COUNTY, COLORADO
BALANCE SHEET- GOVERNMENTAL FUNDS
DECEMBER 31, 2023
WITH COMPARATIVE TOTALS FOR DECEMBER 31, 2022

ASSETS	GENERAL	HUMAN SERVICES	ROAD AND BRIDGE	CAPITAL IMPROVEMENT
Cash and Investments	\$ 6,125,950	\$ 12,813	\$ 1,191,397	\$ 2,143,891
Property tax receivable	5,006,499	652,535	325,188	-
Sales tax receivable	741,059	-	-	653,876
Other receivables	294,913	120,400	262,430	30,666
Due from other governments	47,703	(99,104)	-	-
Due from other Agency funds	107,859	-	-	-
Due from other funds	-	-	-	500,000
Inventories	-	-	2,331,495	-
Total Assets	\$ 12,323,983	\$ 686,644	\$ 4,110,510	\$ 3,328,433
 LIABILITIES AND FUND EQUITY				
Liabilities				
Accounts payable	\$ 591,278	\$ (2,252)	\$ 230,835	\$ 196,611
Accrued payroll taxes and benefits	-	-	-	-
Accrued payroll liabilities	523,380	81,018	114,046	-
Unearned revenues	-	36,076	-	-
Other accrued liabilities	795,431	-	-	-
Due to other funds	-	-	-	43,010
Total Liabilities	1,910,089	114,842	344,881	239,621
 Deferred inflows of resources				
Deferred property tax revenues and other	5,006,499	652,535	325,188	-
 Fund Equity				
Reserved:				
Non-spendable	-	-	2,331,495	-
Restricted	-	-	-	-
Committed	-	(80,733)	1,108,946	2,673,812
Assigned	-	-	-	415,000
Unassigned	5,407,395	-	-	-
Total Fund Equity	5,407,395	(80,733)	3,440,441	3,088,812
Total Liabilities, deferred inflows of resources and fund Equity	\$ 12,323,983	\$ 686,644	\$ 4,110,510	\$ 3,328,433

The accompanying notes are an integral part of this statement.

SAFETY IMPROVEMENT			TOTALS	
AMERICAN RESCUE	SALES TAX	OTHER FUNDS	2023	2022
\$ 5,110,601	\$ 3,231,375	\$ 6,631,033	\$ 24,447,060	\$ 26,624,507
-	-	37,165	6,021,387	5,615,862
-	362,393	-	1,757,328	1,737,257
-	-	83,688	792,097	1,262,556
-	-	759,698	708,297	326,393
-	-	-	107,859	124,888
-	-	-	500,000	-
-	-	-	2,331,495	2,307,433
<u>\$ 5,110,601</u>	<u>\$ 3,593,768</u>	<u>\$ 7,511,584</u>	<u>\$ 36,665,523</u>	<u>\$ 37,998,896</u>
\$ -	\$ 5,281	\$ 93,689	\$ 1,115,442	\$ 349,032
3,889	-	35,759	39,648	35,712
-	18,903	-	737,347	518,046
-	-	574,664	610,740	171,021
-	-	-	795,431	151,961
-	-	500,000	543,010	-
<u>3,889</u>	<u>24,184</u>	<u>1,204,112</u>	<u>3,841,618</u>	<u>1,225,772</u>
-	-	73,359	6,057,581	5,615,862
-	-	-	2,331,495	2,307,433
-	-	948,438	948,438	965,855
5,106,712	3,569,584	5,090,826	17,469,147	20,472,866
-	-	194,849	609,849	609,849
-	-	-	5,407,395	6,801,259
<u>5,106,712</u>	<u>3,569,584</u>	<u>6,234,113</u>	<u>26,766,324</u>	<u>31,157,262</u>
<u>\$ 5,110,601</u>	<u>\$ 3,593,768</u>	<u>\$ 7,511,584</u>	<u>\$ 36,665,523</u>	<u>\$ 37,998,896</u>

The accompanying notes are an integral part of this statement.

DELTA COUNTY, COLORADO
RECONCILIATION OF GOVERNMENTAL FUNDS BALANCE SHEET TO THE STATEMENT OF NET POSITION
December 31, 2023

Total fund balances-total governmental funds \$ 26,766,324

Amounts reported for governmental activities in the statement of activities in the statement of net position are different because:

Capital assets used in governmental activities are not current financial resources and therefore are not reported in the governmental funds balance sheet. 155,466,125

Long-term liabilities, including bonds payable and compensated absences, are not due and payable in the current period and therefore are not reported in the governmental funds balance sheet.

Compensated absences	\$(1,243,763)	
Landfill post closure costs	<u>(21,347)</u>	(1,265,110)

Net position of governmental activities	<u><u>\$ 180,967,339</u></u>
--	------------------------------

The accompanying notes are an integral part of this statement.

DELTA COUNTY, COLORADO
STATEMENT OF REVENUES, EXPENDITURES, AND CHANGES IN FUND BALANCES -
GOVERNMENTAL FUNDS
YEAR ENDED DECEMBER 31, 2023
WITH COMPARATIVE TOTALS FOR THE YEAR ENDED DECEMBER 31, 2022

	<u>GENERAL</u>	<u>HUMAN SERVICES</u>	<u>ROAD AND BRIDGE</u>	<u>CAPITAL IMPROVEMENTS</u>
Revenues				
Taxes	\$ 9,640,967	\$ 885,771	\$ 413,287	\$ 3,858,282
Licenses and permits	32,030	-	10,082	-
Intergovernmental	918,287	4,006,393	3,288,198	-
Charges for services	1,889,473	-	-	-
Interest	497,829	-	-	252,955
Other revenue	911,087	2,504	430,215	(12,412)
Total Revenues	<u>13,889,673</u>	<u>4,894,668</u>	<u>4,141,782</u>	<u>4,098,825</u>
Expenditures				
Current				
General Government	8,682,498	-	-	38,448
Public Works	819,086	-	6,106,412	-
Health and Welfare	7,437,348	5,140,229	-	-
Culture and recreation	142,865	-	-	-
Economic Development	96,583	-	-	-
Capital Outlay	-	-	-	5,042,727
Total Expenditures	<u>17,178,380</u>	<u>5,140,229</u>	<u>6,106,412</u>	<u>5,081,175</u>
Excess of revenues over expenditures	<u>(3,288,707)</u>	<u>(245,561)</u>	<u>(1,964,630)</u>	<u>(982,350)</u>
Other financing sources (uses)				
Sale of Assets	-	-	12,320	388,473
Transfers in	2,198,363	-	1,211,771	970,152
Transfers out	(303,520)	-	(331,755)	(2,702,093)
Total other financing sources (uses)	<u>1,894,843</u>	<u>-</u>	<u>892,336</u>	<u>(1,343,468)</u>
Excess of Revenues and Other Financing Sources over (under) expenditures and other financing uses	<u>(1,393,864)</u>	<u>(245,561)</u>	<u>(1,072,294)</u>	<u>(2,325,818)</u>
Fund Balance at beginning of year	<u>6,801,259</u>	<u>164,828</u>	<u>4,512,735</u>	<u>5,414,630</u>
Fund Balances at end of year	<u>\$ 5,407,395</u>	<u>\$ (80,733)</u>	<u>\$ 3,440,441</u>	<u>\$ 3,088,812</u>

The accompanying notes are an integral part of this statement.

AMERICAN RESCUE	SAFETY IMPROVEMENT		OTHER GOVERNMENTAL FUNDS	TOTALS	
	SALES TAX			2023	2022
\$ -	\$ 2,125,499	\$ 185,857	\$ 17,109,663	\$ 17,154,325	
-	-	-	42,112	52,746	
-	-	2,875,157	11,088,035	14,106,380	
-	-	131,931	2,021,404	1,915,803	
-	-	58,561	809,345	137,328	
-	35,000	2,259,803	3,626,197	3,826,508	
-	2,160,499	5,511,309	34,696,756	37,193,091	
92,918	-	160,431	8,974,295	7,412,030	
-	-	5,759	6,931,257	6,330,110	
-	865,039	1,315,361	14,757,977	14,377,533	
-	-	683,422	826,287	591,126	
-	-	389,262	485,845	857,183	
742,334	47,810	1,908,300	7,741,171	1,651,963	
835,252	912,849	4,462,535	39,716,832	31,219,945	
(835,252)	1,247,650	1,048,774	(5,020,076)	5,973,145	
-	-	-	400,793	314,258	
-	-	784,795	5,165,081	4,674,120	
-	-	(1,599,368)	(4,936,736)	(4,403,918)	
-	-	(814,573)	629,138	584,460	
(835,252)	1,247,650	234,201	(4,390,938)	6,557,605	
5,941,964	2,321,934	5,999,912	31,157,262	24,599,657	
<u>\$ 5,106,712</u>	<u>\$ 3,569,584</u>	<u>\$ 6,234,113</u>	<u>\$ 26,766,324</u>	<u>\$ 31,157,262</u>	

The accompanying notes are an integral part of this statement.

DELTA COUNTY, COLORADO
RECONCILIATION OF THE STATEMENT OF REVENUES, EXPENDITURES, AND CHANGES
IN FUND BALANCES OF GOVERNMENTAL FUNDS TO THE STATEMENT OF ACTIVITIES
Year Ended December 31, 2023

Net change in fund balances - total governmental funds \$(4,390,938)

Amounts reported for governmental activities in the statement of activities are different because:

Governmental funds report capital outlays as expenditures. However, in the statement of activities the cost of those assets is allocated over their estimated useful lives and reported as depreciation expense. This is the amount by which capital outlay exceeded depreciation in the current period.

Capital assets current additions	\$ 7,954,389	
Depreciation expense	<u>(1,755,767)</u>	
Increase in capital outlay over depreciation		6,198,622

Some expenses not reported in the governmental funds that do not require the use of current financial resources and therefore are reported as expenditures in statement of activities.

Compensated absences		(16,148)
Loss on disposal of assets		(1,093)

Change in net position of governmental funds \$ 1,790,443

The accompanying notes are an integral part of this statement.

DELTA COUNTY, COLORADO
STATEMENT OF NET POSITION - PROPRIETARY FUNDS
DECEMBER 31, 2023
WITH COMPARATIVE TOTALS FOR DECEMBER 31, 2022

	<u>LANDFILL</u>	<u>NONMAJOR</u>	<u>TOTALS</u>	
		<u>E911</u>	<u>2023</u>	<u>2022</u>
ASSETS				
Current Assets				
Cash and Investments	\$ 5,885,913	\$1,085,022	\$ 6,970,935	\$ 6,648,191
Other receivables	164,862	16,526	181,388	143,521
TOTAL CURRENT ASSETS	<u>6,050,775</u>	<u>1,101,548</u>	<u>7,152,323</u>	<u>6,791,712</u>
Noncurrent assets				
Capital Assets, net	3,389,631	-	3,389,631	3,764,202
TOTAL ASSETS	<u>\$ 9,440,406</u>	<u>\$1,101,548</u>	<u>\$ 10,541,954</u>	<u>\$ 10,555,914</u>
LIABILITIES AND NET POSITION				
Current Liabilities				
Accounts Payable	\$ 58,385	\$ 4,338	\$ 62,723	\$ 11,925
Accrued payroll liability	23,290	390	23,680	17,129
TOTAL CURRENT LIABILITIES	<u>81,675</u>	<u>4,728</u>	<u>86,403</u>	<u>29,054</u>
Noncurrent liabilities				
Accrued compensated absences	40,607	-	40,607	45,126
Leases payable	849,184	-	849,184	1,139,467
Accrued post closure costs	2,275,768	-	2,275,768	2,109,969
TOTAL NONCURRENT LIABILITIES	<u>3,165,559</u>	<u>-</u>	<u>3,165,559</u>	<u>3,294,562</u>
TOTAL LIABILITIES	<u>3,247,234</u>	<u>4,728</u>	<u>3,251,962</u>	<u>3,323,616</u>
NET POSITION				
Invested in capital assets net of related debt	2,540,447	-	2,540,447	2,624,735
Unrestricted	3,652,725	1,096,820	4,749,545	4,607,563
TOTAL NET POSITION	<u>6,193,172</u>	<u>1,096,820</u>	<u>7,289,992</u>	<u>7,232,298</u>
TOTAL LIABILITIES AND NET POSITION	<u>\$ 9,440,406</u>	<u>\$1,101,548</u>	<u>\$ 10,541,954</u>	<u>\$ 10,555,914</u>

The accompanying notes are an integral part of this statement.

DELTA COUNTY, COLORADO
STATEMENT OF REVENUES, EXPENSES, AND CHANGES IN NET POSITION
PROPRIETARY FUNDS
YEAR ENDED DECEMBER 31, 2023
WITH COMPARATIVE TOTALS FOR YEAR ENDED DECEMBER 31, 2022

	<u>LANDFILL</u>	<u>NONMAJOR</u>	<u>TOTALS</u>	
		<u>E911</u>	<u>2023</u>	<u>2022</u>
Operating Revenues				
Charges for Services	\$ 1,841,746	\$ 716,998	\$ 2,558,744	\$ 2,188,326
Operating expenses less capital outlay	2,302,813	403,333	2,706,146	1,526,346
Post closure costs	165,799	-	165,799	25,019
Total operating expenses	<u>2,468,612</u>	<u>403,333</u>	<u>2,871,945</u>	<u>1,551,365</u>
Operating Income	<u>(626,866)</u>	<u>313,665</u>	<u>(313,201)</u>	<u>636,961</u>
Other Revenues (expenses)				
Interest	539,839	80,119	619,958	101,539
Loss on sale of assets	-	-	-	-
Other Revenues	23,236	-	23,236	22,715
Total other revenues (expenses)	<u>563,075</u>	<u>80,119</u>	<u>643,194</u>	<u>124,254</u>
Net income before transfers	<u>(63,791)</u>	<u>393,784</u>	<u>329,993</u>	<u>761,215</u>
Transfers and Contributions				
Transfers out	-	(228,345)	(228,345)	(270,202)
Interest expense	(43,954)	-	(43,954)	(25,824)
Total Transfers	<u>(43,954)</u>	<u>(228,345)</u>	<u>(272,299)</u>	<u>(296,026)</u>
Change in Net Position	(107,745)	165,439	57,694	465,189
Net position, beginning of year	<u>6,300,917</u>	<u>931,381</u>	<u>7,232,298</u>	<u>6,767,109</u>
Net position, end of year	<u>\$ 6,193,172</u>	<u>\$ 1,096,820</u>	<u>\$ 7,289,992</u>	<u>\$ 7,232,298</u>

The accompanying notes are an integral part of this statement.

DELTA COUNTY, COLORADO
STATEMENT OF CASH FLOWS
PROPRIETARY FUNDS
YEAR ENDED DECEMBER 31, 2023
WITH COMPARATIVE TOTALS FOR THE YEAR ENDED DECEMBER 31, 2022

	LANDFILL	NONMAJOR	TOTALS	
		E911	2023	2022
Cash flows from operating activities:				
Cash received from customers	\$ 1,810,069	\$ 710,809	\$ 2,520,878	\$ 2,217,504
Cash paid to suppliers	(1,485,977)	(390,531)	(1,876,508)	(717,512)
Cash paid to employees	(500,901)	(8,354)	(509,255)	(490,444)
Net cash provided by operating activities	<u>(176,809)</u>	<u>311,924</u>	<u>135,115</u>	<u>1,009,548</u>
Cash flows from Noncapital Financing activities				
Transfers, net	-	(228,345)	(228,345)	(270,202)
Increase in post-closure liability requirement	165,799	-	165,799	25,019
Other receipts	23,236	-	23,236	22,715
Net cash provided by noncapital financing activities	<u>189,035</u>	<u>(228,345)</u>	<u>(39,310)</u>	<u>(222,468)</u>
Cash flows from capital and related financing activities				
Purchases of capital assets	(58,782)	-	(58,782)	(1,514,405)
Principal on lease payments	(290,283)	-	(290,283)	(402,850)
Interest expense on lease	(43,954)	-	(43,954)	(25,824)
Net cash used by related financing activities	<u>(393,019)</u>	<u>-</u>	<u>(393,019)</u>	<u>(764,763)</u>
Cash flows from investing activities				
Interest received	539,839	80,119	619,958	101,539
Net increase (decrease) in cash and cash equivalents	159,046	163,698	322,744	795,993
Cash and cash equivalents, beginning of year	5,726,867	921,324	7,320,328	6,524,335
Cash and cash equivalents, end of year	<u>\$ 5,885,913</u>	<u>\$ 1,085,022</u>	<u>\$ 6,970,935</u>	<u>\$ 7,320,328</u>
Reconciliation of operating income (loss) to net cash provided by operating income				
Operating Income (loss)	\$ (626,866)	\$ 313,665	\$ (313,201)	\$ 636,961
Adjustments to reconcile operating income (loss) to net cash provided by operating activities				
Depreciation expense	433,352	-	433,352	362,547
Changes in assets and liabilities related to operation:				
(Increase) decrease in:				
Other receivables	(31,677)	(6,189)	(37,866)	29,178
Increase (Decrease) In:				
Accounts payable	46,460	4,338	50,798	(21,877)
Accrued payroll liability	6,441	110	6,551	2,739
Compensated absences	(4,519)	-	(4,519)	-
Total adjustments	<u>450,057</u>	<u>(1,741)</u>	<u>448,316</u>	<u>372,587</u>
Net cash provided by operating activities	<u>\$ (176,809)</u>	<u>\$ 311,924</u>	<u>\$ 135,115</u>	<u>\$ 1,009,548</u>

The accompanying notes are an integral part of this statement.

DELTA COUNTY, COLORADO
STATEMENT OF FIDUCIARY ASSETS AND LIABILITIES
FIDUCIARY FUNDS
DECEMBER 31, 2023
WITH COMPARATIVE TOTALS FOR DECEMBER 31, 2022

	AGENCY	
	TOTALS	
	2023	2022
ASSETS		
Current assets		
Cash and Investments	\$ 1,312,116	\$ 1,113,325
Due from other funds	-	-
Total Assets	<u>1,312,116</u>	<u>1,113,325</u>
LIABILITIES AND NET POSITION		
Current Liabilities		
Taxes paid in advance	1,860	100
Due to Other governmental Entities	570,326	592,827
Deposits and Escrow Balances	632,071	395,510
Due to other funds	107,859	124,888
Total Liabilities	<u>1,312,116</u>	<u>1,113,325</u>
Net Position	<u>\$ -</u>	<u>\$ -</u>

The accompanying notes are an integral part of this statement.

DELTA COUNTY, COLORADO
NOTES TO FINANCIAL STATEMENTS

DECEMBER 31, 2023

NOTE A - SUMMARY OF SIGNIFICANT ACCOUNTING POLICIES

1. History and Function of Organization

The County operates under the regulations pursuant to the Colorado Revised Statutes that designates a Board of County Commissioners to act as the governing authority. The County provides the following services: public safety (sheriff); highways and streets; sanitation; health and human services; public improvements; planning; and general administrative services.

2. Reporting Entity

In defining and determining the County as an appropriate reporting entity, the County has considered manifestations of oversight over, and scope of public service of, various boards, commissions, authorities, and other entities. More specifically, these considerations include, but are not limited to: (1) their scope of public service; (2) the County's ability to select another entity's governing authority or management to significantly influence operations, approve budgetary appropriations and revisions; and (3) its responsibilities to fund deficits, operating deficiencies or determine revenue policy. Based on these considerations, the entities described below have been included in the County financial statements.

Elected Officials All financial transactions of the offices of elected officials of Delta County (Assessor, Clerk and Recorder, Coroner, District Attorney, Sheriff, Surveyor, Treasurer and Commissioners) are recorded in the General Fund. The Board of County Commissioners has budgetary authority over elected officials and is accountable for all fiscal matters.

Delta County Fair Board The Fair Board is appointed by the County Commissioners. The County has financial responsibility over the Fair Board. The Fair Board is a component unit of the County and is included in the financial statements at December 31, 2023 as a special revenue fund.

3. Basis of Presentation

Government-Wide and Fund Financial Statements The government-wide financial statements (i.e., the statement of net position and the statement of activities) present financial information of the County as a whole. The reporting information includes all of the non-fiduciary activities of the County. For the most part, the effect of interfund activity has been removed from these statements. These statements are to distinguish between the governmental and business-type activities of the County.

Governmental activities normally are supported by taxes and intergovernmental revenues, and are reported separately from business-type activities, which rely to a significant extent on fees and charges for support.

The Statement of Net Position presents the financial position of the governmental and the business-type activity of the County.

DELTA COUNTY, COLORADO

NOTES TO FINANCIAL STATEMENTS

DECEMBER 31, 2023

NOTE A - SUMMARY OF SIGNIFICANT ACCOUNTING POLICIES - CONTINUED

3. Basis of Presentation - continued

The statement of activities presents a comparison between direct expenses and program revenues for the different business-type activities of the County and for each function of the County's governmental activities. Direct expenses are those that are specifically associated with a program or function and, therefore, are clearly identifiable to a particular function. Program revenues include fees and charges paid by the recipients of goods or services offered by the programs and grants and contributions that are restricted to meeting the operational or capital requirements of a particular program. Revenues that are not classified as program revenues are presented as general revenues. The effects of interfund activity have been eliminated from the government-wide financial statements.

Fund Financial Statements The fund financial statements provide information about the County's funds, including its fiduciary funds. Separate statements for each fund category - governmental, proprietary and fiduciary - are presented. The emphasis of fund financial statements is on major governmental and enterprise funds, each displayed in a separate column. All remaining governmental and enterprise funds are aggregated and reported as non-major funds. The fiduciary funds are presented separately.

Proprietary fund operating revenues, such as charges for services, result from exchange transactions associated with the principal activity of the fund. Exchange transactions are those in which each party receives and gives up essentially equal values. Non-operating revenues, such as subsidies and investment earnings, result from non-exchange transactions or ancillary activities.

The County reports the following major governmental funds described below.

General Fund is the general operating fund of the County. It accounts for all financial resources except those required to be accounted for in another fund.

Special Revenue Funds are used to account for the proceeds of specific revenue sources that are restricted to expenditures for specific purposes.

Human Services Fund accounts for intergovernmental revenues and grants received for public assistance programs.

Road and Bridge Fund accounts for the construction and maintenance of the County's roads and bridges. The sources of revenues include property taxes, highway users' fees and other revenues.

Capital Improvement Fund accounts for capital maintenance and projects of the County. The sources of revenues received are from sales tax.

American Rescue Fund accounts for federal grants through the American Rescue Program to be used for capital acquisitions.

Safety Improvement Sales Tax Fund accounts for the collection of .8 % county sales tax, that is allocated between law enforcement agencies within Delta County, to be used for law enforcement expenditures.

DELTA COUNTY, COLORADO
NOTES TO FINANCIAL STATEMENTS

DECEMBER 31, 2023

NOTE A - SUMMARY OF SIGNIFICANT ACCOUNTING POLICIES - CONTINUED

3. Basis of Presentation - continued

The County reports the following major proprietary fund described below.

Enterprise Funds These are proprietary funds used to account for operations that are financed and operated in a manner similar to private business, with the intent that the costs of goods and services are financed or recovered through user fees.

Landfill Operations Fund accounts for revenues received to maintain the County landfill and transfer station.

Fiduciary Funds report \$1,312,116 and include the following funds and amounts:

Treasurer's Fund- This agency fund contained \$637,239 at year-end held on behalf of special taxing districts and for individuals with regard to certain County operations primarily building and planning.

Clerk's Fund- This agency fund contained \$490,478 at year-end held on behalf of other government agencies primarily the State of Colorado and local municipalities.

Public Trustee Fund- This agency fund contained \$184,399 at year-end held on behalf of other funds and deposits and escrow balances.

4. Measurement Focus and Basis of Accounting

Government-Wide and Proprietary Fund Financial Statements

The government-wide and proprietary fund financial statements are reported using the economic resources measurement focus and the accrual basis of accounting. Revenues are recorded when earned and expenses are recorded when liabilities are incurred, regardless of when the related cash flows take place. Non-exchange transactions, in which the County gives (or receives) value without directly receiving (or giving) equal value in exchange, include grants and donations. Revenue from grants and donations is recognized in the fiscal year in which all eligibility requirements have been satisfied.

Proprietary funds distinguish operating revenues and expenses from non-operating items. Operating revenues and expenses generally result from providing services and producing and delivering goods in connection with a proprietary fund's principal ongoing operations. Operating expenses for enterprise funds include the cost of sales and services, administrative expenses, and depreciation on capital assets. All revenues and expenses not meeting this definition are reported as non-operating revenues and expenses.

DELTA COUNTY, COLORADO

NOTES TO FINANCIAL STATEMENTS

DECEMBER 31, 2023

NOTE A - SUMMARY OF SIGNIFICANT ACCOUNTING POLICIES - CONTINUED

4. Measurement Focus and Basis of Accounting-Continued

Governmental Fund Financial Statements

Governmental Funds are reported using the current financial resources measurement focus and the modified accrual basis of accounting. Under this method, revenues are recognized when measurable and available. The County considers all revenues reported in the governmental funds to be available. These revenues could include certain property, sales and other tax collections, federal, state, and county grants, and some charges for services. Grants are only recognized to the extent allowable expenditures have been incurred. The County generally considers funds received within 60 days subsequent to the end of the fiscal year to be measurable and available.

When both restricted and unrestricted resources are available for use, it is the County's policy to use restricted assets first, then unrestricted resources as they are recorded.

Expenditures are recorded when the related fund liability is incurred, except for claims and judgments and compensated absences, which are recognized as expenditures to the extent they have matured. General capital asset acquisitions are reported as expenditures in governmental funds. Acquisitions under capital leases are reported as other financing sources.

Under the terms of grant agreements, the County funds certain programs by a combination of specific cost-reimbursement grants and general revenues. Thus, when program expenses are incurred, there are both restricted and unrestricted net posit available to finance the programs. It is the County's policy to first apply cost-reimbursement grant resources to such programs and then general revenues.

Deferred Outflows / Inflows of Resources

In addition to assets, the statement of net position will sometimes report a separate section of deferred outflows of resources. This separate financial statement element, deferred outflows of resources, represents a consumption of net position that applies to a future period(s) and will not recognize as an outflow of resources (expense/ expenditure) until then.

In addition to liabilities, the statement of net position will sometimes report a separate section of deferred inflows of resources. This separate financial statement element, deferred inflows of resources, represents an acquisition of net position that applies to a future period(s) and will not be recognize as an inflow of resources (revenue) until that time. Property taxes revenue that are related to a future period have been recorded as deferred inflows. Grants and entitlements received before eligibility requirements are met (e.g., cash advances) are recorded as deferred inflows. These amounts are deferred and will be recognized as an inflow of resources in the period that the amounts become available.

DELTA COUNTY, COLORADO

NOTES TO FINANCIAL STATEMENTS

DECEMBER 31, 2023

NOTE A - SUMMARY OF SIGNIFICANT ACCOUNTING POLICIES - CONTINUED

5. Budgets and Budgetary Accounting

The County follows these procedures in establishing the budgetary data reflected in the financial statements:

- 1) Prior to October 15 of each year, a proposed operating budget is submitted to the County Commissioners for the fiscal year commencing the following January 1. The operating budget includes proposed expenditures and the means of financing them.
- 2) Public hearings are conducted by the County to obtain taxpayer comments.
- 3) Prior to December 31, the budget is legally adopted at the fund level through passage of a resolution for all County funds, except the fiduciary fund types.
- 4) Any revisions that increase the expenditure of any fund or elected official budget must be approved by the County Commissioners by passage of a resolution.
- 5) Budgets for the governmental fund types are adopted on a basis consistent with generally accepted accounting principles (GAAP). The proprietary fund types adopt budgets using a non-GAAP basis.

Budget appropriations for the year ended December 31, 2023, were \$55,400,108. The County had one supplemental appropriation totaling \$940,752 which increased appropriations from the original budget of \$54,459,356 to \$55,400,108.

The supplemental appropriation during 2023 resulted in budget amendments as follows:

<u>Fund</u>	<u>Original Amount</u>	<u>Amended Amount</u>
Governmental Activities		
Energy Development Fund	\$ 1,600	\$ 4,200
Economic Development Fund	\$ 174,157	\$ 84,342
Employee Benefit Trust Fund	\$ 10,500	\$ 10,546
Self Insurance Fund	\$ 1,000	\$ 101,452
Open Space Fund	\$ -	\$ 160
Booking Fees Fund	\$ 5,000	\$ 1,253
Landfill Fund	\$ 1,733,480	\$ 739,799

6. Assets, Liabilities and Fund Equity

Investments-Investments at December 31, 2023, consisted of CSAFE and CSIP stated at amortized cost and COLOTRUST stated at net asset value.

DELTA COUNTY, COLORADO
NOTES TO FINANCIAL STATEMENTS

DECEMBER 31, 2023

NOTE A - SUMMARY OF SIGNIFICANT ACCOUNTING POLICIES - CONTINUED

6. Assets, Liabilities and Fund Equity-continued

Cash -The County pools cash resources of its various funds in order to facilitate the management of cash. Cash is pooled in interest-bearing accounts which are legally authorized. Cash applicable to a particular fund is readily identifiable. The balance in the pooled cash accounts is available to meet current operating requirements.

Receivables -All receivables are reported at their gross value and, where appropriate, are reduced by the estimated portion that is expected to be uncollectible.

Capital Assets -The County's capital assets are recorded at original cost. Donated assets are listed at their fair value at the date of donation. Improvements are capitalized and depreciated over the remaining useful lives of the related capital assets. It is the policy of the County to capitalize all fixed assets costing more than \$5,000 with an estimated useful life of two or more years.

As allowed by GASB Statement No. 34, *Basic Financial Statements - and Management's Discussion and Analysis -for State and Local Governments*, the County has adopted an alternative method for reporting costs associated with certain infrastructure assets. Under this alternative method, referred to as the "modified approach," infrastructure assets are not depreciated, and maintenance and preservation costs are expensed. The County capitalizes costs related to new construction, major replacements, and improvements that increase the capacity and/or efficiency of infrastructure assets reported under the modified approach.

Capital assets are depreciated using the straight-line method over the following estimated useful lives:

Buildings	3-40 years
Land Improvements	30 years
Vehicles, Heavy Equipment	5-10 years
Office, Shop Equipment	3 years

Long-Term Obligation In the government-wide financial statements and proprietary fund types in the financial statements, long-term debt and other long-term obligations are reported as liabilities in the applicable governmental activities, business-type activities, or proprietary fund type statement of net position. However, compensated absences that will be paid from governmental funds are reported as a liability in the fund financial statements only to the extent that they are "Due to payment".

Net Position/Fund Balances Net position in the government-wide financial statements are classified as: (1) invested in capital assets, net of related debt; (2) restricted; and (3) unrestricted. Restricted net position represents constraints on resources that are either externally imposed by creditors, grantors, contributors, or the laws or regulations of other governments, or imposed by law through state statute. In the governmental fund financial statements, reservations or restrictions of fund balance represent amounts that are not appropriable, are legally segregated for a specific purpose, or are restricted by the grant agreement. Designations of fund balance represent tentative management plans that are subject to change.

DELTA COUNTY, COLORADO
NOTES TO FINANCIAL STATEMENTS

DECEMBER 31, 2023

NOTE A - SUMMARY OF SIGNIFICANT ACCOUNTING POLICIES - CONTINUED

6. Assets, Liabilities and Fund Equity-continued

Vacation, Sick Leave, Salary Related Payments, and Other Compensated Absences County employees are entitled to certain compensated absences based on their length of employment. Employees are allowed to accumulate benefits up to predetermined maximums and are compensated for these accumulated benefits either through paid time off or at termination or retirement.

7. Revenues and Expenditures

Revenues for governmental funds are recorded when they are determined to be both measurable and available. Generally, fees and non-tax revenues are recognized when received. Grants from other governments are recognized when qualifying expenditures are incurred. Expenditures for governmental funds are recorded when the related liability is incurred.

Property Tax Revenues- The County Assessor certifies assessed property values on December 10. The County Commissioners certify the mill levy in December. Property taxes are levied based on the assessed valuation and mill levy on January 1. Assessed values are an approximation of market value. Taxpayers may pay their property taxes in one payment due April 30 or pay in two half payments due February 28 and June 15. The billings are considered due on these dates. The bill becomes delinquent and penalties and interest may be assessed by the County Treasurer on the post mark day following these dates. The tax sale date is the first Thursday of November.

Sales Tax Revenues- The County levied a one percent sales tax in 1969. The County receives sixty percent of the sales tax, with the remaining forty percent going to City of Delta and the towns of Paonia, Cedaredge, Crawford, Hotchkiss, and Orchard City based on population data from the most current census.

In 1982, an additional sales tax of one (1) percent was levied. Seventy-five percent of the amount is deposited in the Capital Improvement Fund to be used for capital improvements or debt service to finance the construction of capital improvements. The remaining 25 percent may be used to operate County services and facilities or any other lawful County purposes.

8. Inventory

Inventories are valued at cost, using the first-in, first-out (FIFO) method.

9. Comparative Data

Comparative total data for the prior year has been presented in most of the accompanying financial statements in order to provide an understanding of changes in the County's financial position and operations. However, comparative (i.e., presentation of prior year totals by fund type) data has not been presented in certain statements since their inclusion would make those statements unduly complex and difficult to read.

DELTA COUNTY, COLORADO
NOTES TO FINANCIAL STATEMENTS

DECEMBER 31, 2023

NOTE B - CASH AND INVESTMENTS

Deposits

The Colorado Public Deposit Protection Act (PDPA) requires that all units of local government deposit cash in eligible public depositories. Eligibility is determined by state regulators. Amounts on deposit in excess of federal insurance levels must be collateralized: The eligible collateral is determined by the PDPA. PDPA allows the institution to create a single collateral pool for all public funds. The pool is to be maintained by another institution or held in trust for all the uninsured public deposits as a group. The market value of the collateral must be at least equal to 102% of the aggregate uninsured deposits.

At December 31, 2023 the County's cash and investments consisted of the following.

Cash on hand	\$ 588
Cash deposits	19,513,965
Investments	14,097,205
Less: Outstanding items	(881,647)
Total Cash and Investments	\$ 32,730,111
Unrestricted Cash and Investments - Governmental	\$ 24,447,060
Unrestricted Cash and Investments - Business-type	6,970,935
Cash and Investments - Fiduciary	1,312,116
Total Cash and Investments	\$ 32,730,111

At December 31, 2023, the County's cash deposits had a bank balance as follows:

	Bank Balance	Book Balance
FDIC Insured	\$ 5,024,993	\$ 5,024,993
PDPA Collateralized	15,946,633	14,488,972
Total Cash Deposits	\$20,971,626	\$19,513,965

DELTA COUNTY, COLORADO
NOTES TO FINANCIAL STATEMENTS

DECEMBER 31, 2023

NOTE B - CASH AND INVESTMENTS - CONTINUED

Investments

Credit Risk

Colorado statutes specify which instruments units of local government may invest, which include:

- Obligations of the United States and certain U.S. government agency's securities
- Certain international agency securities
- General obligation and revenue bonds of U.S. local government entities
- Bankers' acceptance of certain banks
- Commercial paper
- Local government investment pools
- Written repurchase agreements collateralized by certain authorized securities
- Certain money market funds
- Guaranteed investment contracts

Fair Value

The County categorized its fair value measurements within the fair value hierarchy established by generally accepted accounting principles.

Fair value is the price that would be received to sell an asset or paid to transfer a liability in an orderly transaction between market participants at the measurement date. Fair value measurements must maximize the use of observable inputs and minimize the use of unobservable inputs. There is a hierarchy of three levels of inputs that may be used to measure fair value.

Level 1: Quoted prices (unadjusted) in active markets for an identical asset or liability that a government can access at the measurement date.

Level 2: Inputs other than quoted prices included within Level 1 that are observable for an asset or liability, either directly or indirectly. Level 2 inputs include quoted prices for similar assets or liabilities, quoted prices for identical or similar assets or liabilities in markets that are not active, or other inputs that are observable or can be corroborated by observable market data for substantially the full term of the assets or liabilities.

Level 3: Unobservable inputs for an asset or liability.

DELTA COUNTY, COLORADO
NOTES TO FINANCIAL STATEMENTS

DECEMBER 31, 2023

NOTE B - CASH AND INVESTMENTS - CONTINUED

Investments

	12/31/2023	Credit Rating
Investments Measured at Amortized Costs		
CSIP and CSAFE	\$ 7,820,197	AAAm
Total Investments Measured at Amortized Costs	7,820,197	
Investments Measured at Net Asset Value		
ColoTrust	6,277,008	AAAm
Total Investments	\$ 14,097,205	

During the year ended December 31, 2023, the County invested funds in Colotruster, CSAFE and CSIP. As investment pools, they operate under the Colorado Revised Statutes (24-75-701) and are overseen by the Colorado Securities Commissioner. They invested in securities that are specified by Colorado Revised Statutes (24-75601). Authorized securities include U.S. Treasuries, U.S. Agencies, commercial paper (rated A1 or better) and bank deposits (collateralized through PDPA). The pool operates similar to a 2a-7-like money market fund with a share value equal to \$1.00 and a maximum weighted average maturity of 1 day. These funds are rated AAAM by the Standard and Poor's Corporation.

Interest Rate Risk -The County manages its interest rate risk by setting a maximum maturity date no more than five years from the date of purchase unless otherwise authorized by the County Board of Commissioners.

Concentration of Credit Risk -The County places no limit on the amount that may be invested in any one issuer. County's investments are in governmental investment pools such as CSIP, CSAFE and COLOTRUST.

Custodial Credit Risk - custodial credit risk is the risk that, in the event of the failure of the counterparty, the County will not be able to recover the value of its investments or collateral securities that are in the possession of an outside party.

DELTA COUNTY, COLORADO

NOTES TO FINANCIAL STATEMENTS

DECEMBER 31, 2023

NOTE C - CAPITAL ASSETS

Changes in governmental activity capital assets for the year are shown in the table below:

Land	\$ 3,480,964	\$ -	\$ -	\$ 3,480,964
Construction in progress	2,042,421	5,443,294	-	7,485,715
Infrastructure	127,318,077	-	-	127,318,077
	<u>132,841,462</u>	<u>5,443,294</u>	<u>-</u>	<u>138,284,756</u>
Capital assets being depreciated:				
Building	22,363,845	1,104,112	-	23,467,957
Grounds	7,239,872	242,400	-	7,482,272
Vehicles, Heavy Equipment	19,364,888	790,981	(68,275)	20,087,594
Office, Shop Equipment	3,785,012	373,602	-	4,158,614
Miscellaneous	37,762	-	-	37,762
Total capital assets being depreciated	<u>52,791,379</u>	<u>2,511,095</u>	<u>(68,275)</u>	<u>55,234,199</u>
Less accumulated depreciation				
Buildings	15,800,791	341,311	-	16,142,102
Grounds	2,123,134	350,643	-	2,473,777
Vehicles, Heavy Equipment	15,504,749	768,191	(67,182)	16,205,758
Office, Shop Equipment	2,915,787	295,622	-	3,211,409
Miscellaneous	19,784	-	-	19,784
Total accumulated depreciation	<u>36,364,245</u>	<u>1,755,767</u>	<u>(67,182)</u>	<u>38,052,830</u>
Total capital assets being depreciated	<u>16,427,134</u>	<u>755,328</u>	<u>(1,093)</u>	<u>17,181,369</u>
Governmental activities capital assets, net	<u>\$ 149,268,596</u>	<u>\$ 6,198,622</u>	<u>\$ (1,093)</u>	<u>\$ 155,466,125</u>

Depreciation expense was charged to functions as follows:

General Government	\$	330,046
Public Works		609,197
Health and Safety		460,681
Culture and Recreation		355,843
Total	<u>\$</u>	<u>1,755,767</u>

DELTA COUNTY, COLORADO

NOTES TO FINANCIAL STATEMENTS

DECEMBER 31, 2023

NOTE C - CAPITAL ASSETS- CONTINUED

Changes in business-type activity capital assets for the year are shown in the table below:

	Balance <u>12/31/2022</u>	Additions	Transfers & Dispositions	Balance <u>12/31/2023</u>
Business-type Activities				
Capital assets being depreciated				
Buildings	\$ 113,927	\$ -	\$ -	\$ 113,927
Land improvements	2,981,206	-	-	2,981,206
Vehicles, Heavy Equipment	3,858,580	58,781	-	3,917,361
Office, Shop Equipment	187,833	-	-	187,833
Less: Accumulated depreciation	<u>(3,377,344)</u>	<u>(433,352)</u>	-	<u>(3,810,696)</u>
Total capital assets being depreciated	<u>\$ 3,764,202</u>	<u>\$ (374,571)</u>	<u>\$ -</u>	<u>\$ 3,389,631</u>

NOTE D - LONG-TERM DEBT

The following table summarizes the changes in the County's long-term liability activity for the year ended December 31, 2023:

	Balance <u>12/31/2022</u>	Advances	Payments	Balance <u>12/31/2023</u>
Governmental Activities				
Landfill Post-closure Costs	\$ 21,347	\$ -	\$ -	\$ 21,347
Compensated Absences	<u>1,227,615</u>	<u>16,148</u>	-	<u>1,243,763</u>
Total Governmental Activities	<u>\$ 1,248,962</u>	<u>\$ 16,148</u>	<u>\$ -</u>	<u>\$ 1,265,110</u>
Business-type Activities				
Landfill Post-closure Costs	\$ 2,109,969	\$ 165,799	\$ -	\$ 2,275,768
Lease payable	1,139,467	-	(290,283)	849,184
Compensated Absences	<u>45,126</u>	<u>-</u>	<u>(4,519)</u>	<u>40,607</u>
Total Business Activities	<u>\$ 3,294,562</u>	<u>\$ 165,799</u>	<u>\$ (294,802)</u>	<u>\$ 3,165,559</u>

Post-closure costs of \$2,275,768 for the active Adobe buttes landfill and \$21,347 for the closed North Fork Landfill are to be paid by the landfill fund and the general fund respectively.

DELTA COUNTY, COLORADO

NOTES TO FINANCIAL STATEMENTS

DECEMBER 31, 2023

NOTE D - LONG-TERM DEBT- CONTINUED

Lease Payable

The County has a lease payable with CAT Financial Services Corporation for \$1,178,316 for the purchase of equipment at an annual interest rate of 4.775% payable in monthly payments of \$20,238.30 for sixty months starting on October 30, 2022, with a down payment of \$100,000 on September 30th of 2022.

	<u>Principal</u>	<u>Interest</u>	<u>Total</u>
2024	\$ 206,798	\$ 36,062	\$ 242,860
2025	216,892	25,968	242,860
2026	227,478	15,382	242,860
2027	198,017	4,359	202,376
	<u>\$ 849,185</u>	<u>\$ 81,771</u>	<u>\$ 930,956</u>

NOTE E - FUND EQUITY

This Statement provides more clearly defined fund balance categories to make the nature and extent of the constraints placed on a government's fund balance more transparent. The following classifications describe the relative strength of the spending constraints placed on the purposes for which resources can be used:

- Non-spendable fund balance amounts that are not in spendable form (such as inventory) or are required to be maintained intact;
- Restricted fund balance-amounts constrained to specific purposes by their providers (such as grantors, bondholders, and higher levels of government), through constitutional provisions or by enabling legislation;
- Committed fund balance-amounts constrained to specific purposes by a government itself, using its highest level of decision-making authority; to be reported as committed, amounts cannot be used for any other purpose unless the government takes the same highest level action to remove or change the constraint;
- Assigned fund balance-amounts a government intends to use for a specific purpose; intent can be expressed by the governing body or by an official or body to which the governing body delegates the authority;
- Unassigned fund balance-amounts that are available for any purpose; positive amounts are reported only in the general fund.

When an expenditure is incurred for purposes for which both restricted and unrestricted fund balance is available, the County considers restricted funds to have been spent first. When an expenditure is incurred for which committed, assigned, or unassigned fund balances are available, the County considers amounts to have been spent first out of committed funds, then assigned funds, and finally unassigned funds, as needed, unless County Commissioners' have provided otherwise in its commitment or assignment actions.

TABOR Amendment: the three (3) percent reserve of \$435,288 as required by Colorado Tax Payers Bill of Rights (TABOR) has been reserved in the County's Contingency Fund.

DELTA COUNTY, COLORADO

NOTES TO FINANCIAL STATEMENTS

DECEMBER 31, 2023

NOTE F - RISK MANAGEMENT

Colorado Counties Casualty and Property Pool (CAPP)

The County is exposed to various risks of loss related to property and casualty losses. The County joined together with other counties in the State of Colorado to form the Colorado Counties Casualty and Property Pool (CAPP), a public entity risk pool currently operating as a common risk management and insurance program for member counties. The County pays an annual contribution to CAPP for its property and casualty insurance coverage. The inter-governmental agreement of formation of CAPP provides that the pool will be financially self-sustaining through member contributions and additional assessments, if necessary, and the Pool will purchase excess insurance through commercial companies for members' claims in excess of a specified self-insured retention that is determined each policy year. There have been no significant reductions in insurance coverage. Settled claims from these risks have not exceeded insurance coverage for the current year or the three prior years.

On December 31, 2023, CAPP had assets of \$29,572,690, liabilities of \$18,386,695 (including \$17,157,405 reserved for losses and claims), and members' equity of \$11,185,995. The liability amount includes no long-term debt. Total revenues for the year ended December 31, 2023, amounted to \$15,156,572 and total expenses were \$12,532,239, resulting in net income before return of surplus of \$2,624,333.

Colorado Workers' Compensation Pool (CWCP)

The County is exposed to various risks of loss related to injuries of employees while on the job. The County has joined together with other counties in the State of Colorado to form the Colorado Workers' Compensation Pool (CWCP), a public entity risk pool currently operating as a common risk management and insurance program for member counties. The County pays an annual contribution to CWCP for its workers' compensation insurance coverage.

The intergovernmental agreement of formation of CWCP provides that the pool will be financially self-sustaining through member contributions and additional assessments, if necessary, and the Pool will purchase excess insurance through commercial companies for members' claims in excess of a specified self-insured retention that is determined each policy year. There have been no significant reductions in insurance coverage. Settled claims from these risks have not exceeded insurance coverage for the current year or the three prior years.

On December 31, 2023, CWCP had assets of \$55,475,628, liabilities of \$30,105,475 (including \$25,974,257 reserved for losses and claims) and members' equity of \$25,370,153. The liability amount includes no long-term debt. Total revenues for the year ended December 31, 2023, amounted to \$11,864,038, total expenses were \$7,238,446, resulting in net income before return of surplus of \$4,625,592.

NOTE G - EMPLOYEE BENEFITS

Deferred Compensation

The County offers its employees a deferred compensation plan created in accordance with internal revenue Code Section 457. The plan, available to all County employees, permits them to defer a portion of their salary until future years. The deferred compensation is not available to employees until termination, retirement, death, or unforeseen non-reimbursed emergency.

DELTA COUNTY, COLORADO

NOTES TO FINANCIAL STATEMENTS

DECEMBER 31, 2023

NOTE G - EMPLOYEE BENEFITS - CONTINUED

Retirement Plan

The County participates in the County Retirement Association (CRA), a multiple-employer public employee retirement system which is a qualified plan as defined by IRS Code Section 401 (A) and Colorado Revised Statutes (CRS) 24.54. The plan provides retirement benefits through a defined contribution plan to participating Colorado counties, municipalities and special districts. In a defined contribution plan, benefits depend solely on amounts contributed to the plan, plus investment earnings.

There are no unfunded past service liabilities. All full-time employees are required to participate in the plan upon the first day of the payroll period following the employee's date of hire. The County is required to contribute 4% of employee compensation excluding overtime. The employee is required to contribute an amount equal to the County's contribution. Employees are immediately vested in their participant contributions and become vested in employer contributions to the plan over a six-year period.

The County's total payroll for 2023 was \$14,562,623 and covered payroll was \$14,857,645. During 2023, the County and employees made the required 4% contribution amounting to \$588,842, for a total of \$1,177,684.

Plan benefits depend solely on amounts contributed to the plan plus investment earnings, less administrative expenses. The Plan may be amended by resolution of the Board of County Commissioners, but it may not be amended beyond the limits established by state statute.

PTO and Sick Leave

Paid time off accumulates at the rate of fourteen to twenty-two hours per month, based upon the years of service of the employee. There is no sick leave accumulation anymore. However, employees that had a sick balance at time of conversion will keep their remaining balance and the one-quarter payment rules are still in place.

NOTE H - COMMITMENTS AND CONTINGENCIES

Pending Litigation

The County is involved in various lawsuits. Management does not believe the potential loss to the County from any of these lawsuits would have a material impact on the financial statements

Tax Spending and Debt Limitations (TABOR Amendment)

On November 3, 1992, the voters of Colorado approved Amendment 1, commonly known as the TABOR Amendment, which adds a new Section 20 to Article X of the Colorado Constitution.

TABOR contains tax, spending and revenue and debt limitations which apply to the State of Colorado, all local governments, and special districts. The County's financial activity for the year ended December 31, 2006 will provide the basis for calculation of future limitations adjusted for allowable revenue in excess of the County's "spending limit" must be refunded unless voters approve the retaining of such excess revenue. TABOR requires voter approval for any new tax, tax increases and new debt.

NOTE I - CONTRABAND FORFEITURES

The Colorado Contraband Forfeiture Act allows law enforcement agencies to retain proceeds from the seizure of contraband. Proceeds are recorded under the Trust and Agency Fund and are used for drug enforcement activities.

DELTA COUNTY, COLORADO

NOTES TO FINANCIAL STATEMENTS

DECEMBER 31, 2023

NOTE J - CLOSURE AND POST-CLOSURE COSTS

State and federal laws and regulations require the County to place a final cover on its landfill sites when it stops accepting waste and to perform certain maintenance and monitoring functions at the site for ten to thirty years after closure. Although closure and post-closure care costs will be paid only near or after the date that the landfill stops accepting waste, the County reports the total of these closure and post-closure care costs for the developed portion of the landfill as a liability as of each balance sheet date. The \$2,275,768 reported as the total landfill closure and post-closure care liability at December 31, 2023 represents the cumulative amount reported to totally close, monitor and maintain the developed portion of the active Adobe Buttes Landfill (ABLF) and the two other closed landfills, Delta and North Fork. Those amounts are based on what it would cost to perform all closure and post-closure care if the ABLF were closed in 2023, and all three then closed landfills were monitored and maintained through any future regulated monitoring periods. The life of the active ABLF is 29 years, plus 51 years in other undeveloped locations on the site, for a total of 80 years. The table below summarizes the post-closure costs. Actual costs may change due to inflation, changes in technology, or changes in regulations.

Landfill Fund	\$ 2,275,768
General long-term debt	<u>21,347</u>
Total	<u><u>\$ 2,297,115</u></u>

The County is required by state and federal laws and regulations to make annual contributions or provide other means to cover the projected closure and post-closure costs. The Landfill Fund had cash and equivalents of \$5,885,913 included in assets of \$9,440,406, which exceeds the projected closure and post-closure costs at December 31, 2023.

If future interest earnings are inadequate or additional post-closure care requirements are determined (due to changes in technology and applicable laws or regulations, for example), these additional costs would need to be covered by charges to future landfill users or from future tax revenue. The County, however, has additionally covered this requirement by qualifying under State Solid Waste regulations using a "Local Government Financial Test" and/or other County funds.

NOTE K - INTERNAL ACTIVITY

The County has recorded the following interfund transfers for the year ended December 31, 2023. These transfers are routine in nature and provide joint support for various operations.

General Fund to Fairgrounds Fund	\$ 188,236
General Fund to Economic Development Fund	60,000
Road and Bridge to General Fund	331,775
E911 Fund to General for Dispatch Expenses	228,345
Capital Improvement Fund to Capital Project Fund for Project costs	192,888
Capital Improvement Fund to General Fund for Project costs	670,342
Capital Improvement Fund to Road and Bridge Fund for Project costs	1,211,771
Capital Improvement Fund to Fairgrounds	274,284
PILT Fund to Contingency Fund	10,000
PILT Fund to Road and Bridge Fund	970,152
PILT Fund to General Fund	967,907
Conservation Trust Fund to Fairgrounds Fund	45,000
PILT Fund to Energy Development Fund	<u>15,000</u>
Total Transfers	<u><u>\$5,165,700</u></u>

DELTA COUNTY, COLORADO

NOTES TO FINANCIAL STATEMENTS

DECEMBER 31, 2023

NOTE L - FUND BALANCE CLASSIFICATIONS

The County has the following fund balance classification for the year ended December 31, 2023.

Restricted		Special Revenue Funds:	
Contingency Fund – Tabor emergency	\$ 435,288	Capital Improvement Fund – Justice Facility	\$415,000
Conservation Trust Fund –Lottery proceeds	<u>513,150</u>	Contingency Fund –County Emergency	34,356
Total Restricted	<u>\$948,438</u>	Contingency Fund –Local Fire Fund	101,303
		Contingency Fund –Secure Rural Schools	48,818
Committed		Open Space Trust Fund -Parks	<u>10,372</u>
Special Revenue Funds:		Total Assigned	<u>\$609,849</u>
Human Services Fund	\$ (80,733)		
Road and Bridge Fund	1,108,946		
Capital Improvement Fund	2,673,812		
American Rescue Fund	5,106,712		
Safety Improvement Sales Tax Fund	3,569,584		
Health Department Fund	1,003,983		
Energy Development Fund	119,562		
Fairgrounds Fund	15,432		
Lodging Tax Tourism Fund	239,655		
Economic Development Fund	191,916		
Contingency Fund	203,230		
Capital Project Fund	145,436		
Employee Benefit Fund	160,449		
Self-Insurance Fund	446,468		
PILT Fund	2,314,053		
Open Space Trust Fund	132,298		
Booking Fees Fund	19,262		
Inmate Welfare Fund	1,119		
Fair Board Fund	<u>97,963</u>		
Total Committed	<u>\$17,469,147</u>		
Non-spendable			
Special Revenue Fund			
Road and Bridge	<u>\$2,331,495</u>		

DELTA COUNTY, COLORADO
GENERAL FUND
SCHEDULE OF REVENUES, EXPENDITURES AND CHANGES IN FUND BALANCE
BUDGET AND ACTUAL
YEAR ENDED DECEMBER 31, 2023
WITH COMPARATIVE TOTALS FOR THE YEAR ENDED DECEMBER 31, 2022

	ORIGINAL BUDGET	FINAL BUDGET	ACTUAL	VARIANCE FROM FINAL BUDGET	2022 ACTUAL
REVENUES					
Taxes					
Property Taxes	\$ 4,642,038	\$ 4,642,038	\$ 4,461,265	\$ (180,773)	\$ 4,484,003
Delinquent Taxes	1,000	1,000	(476)	(1,476)	656
Interest and Penalties	10,000	10,000	10,711	711	11,015
Specific Ownership Taxes	750,000	750,000	766,598	16,598	764,630
Sales Taxes	4,200,000	4,200,000	4,394,410	194,410	4,396,535
Airport Fuel Taxes	6,300	6,300	8,459	2,159	5,050
Total taxes	9,609,338	9,609,338	9,640,967	31,629	9,661,889
Licenses and Permits					
Liquor licenses	1,000	1,000	2,818	1,818	1,842
Subdivision Fees	40,000	40,000	29,212	(10,788)	31,103
Total Licenses and permits	41,000	41,000	32,030	(8,970)	32,945
Intergovernmental					
Cigarette tax	5,000	5,000	7,395	2,395	4,458
LEAF	1,000	1,000	1,034	34	1,375
Grants	1,076,919	1,076,919	697,583	(379,336)	968,987
Emergency preparedness	-	-	-	-	-
Veteran's affairs allotment	24,000	24,000	35,296	11,296	14,400
Mineral Leasing	100,000	100,000	125,851	25,851	122,429
Severance taxes	40,000	40,000	51,128	11,128	-
Total intergovernmental	1,246,919	1,246,919	918,287	(328,632)	1,111,649
Charges for Services					
Election fees	250	250	65	(185)	248
E-Recording surcharge	10,000	10,000	6,131	(3,869)	8,767
Clerk fees	840,000	840,000	799,288	(40,712)	878,786
Treasurer fees	500,000	500,000	458,709	(41,291)	461,396
Distrainment fees	200	200	225	25	45
Public trustee fees	36,000	36,000	8,444	(27,556)	41,737
Assessor fees	5,000	5,000	2,137	(2,863)	4,279
Sheriff fees	137,000	137,000	350,368	213,368	169,225
Sales of copies/regulations	200	200	76	(124)	-
GIS mapping	12,000	12,000	8,354	(3,646)	11,887
Juvenile diversion fees	38,000	38,000	11,560	(26,440)	600
Attorney fees	215,000	215,000	244,116	29,116	209,704
Access fee deposits	-	-	-	-	-
Total Charges for Services	1,793,650	1,793,650	1,889,473	95,823	1,786,674
Interest	10,000	10,000	497,829	487,829	81,886

DELTA COUNTY, COLORADO
GENERAL FUND
SCHEDULE OF REVENUES, EXPENDITURES AND CHANGES IN FUND BALANCE
BUDGET AND ACTUAL
YEAR ENDED DECEMBER 31, 2023
WITH COMPARATIVE TOTALS FOR THE YEAR ENDED DECEMBER 31, 2022

	ORIGINAL BUDGET	FINAL BUDGET	ACTUAL	VARIANCE FROM FINAL BUDGET	2022 ACTUAL
Other Revenues					
Rent	6,000	6,000	9,251	3,251	6,677
Refund of expenditures	58,635	58,635	103,108	44,473	130,738
Insurance reimbursement	-	-	5,586	5,586	146
Hangar rental/gas sales	10,700	10,700	27,886	17,186	18,396
Contributions-weed program	35,000	35,000	20,753	(14,247)	27,197
Cost allocation reimbursements	101,354	101,354	100,178	(1,176)	115,656
Building use and maintenance	141,996	141,996	167,387	25,391	142,001
Senior/Veteran Exemption	225,000	225,000	211,656	(13,344)	213,404
COVID19/CARES act Revenue	-	-	-	-	62,494
Other revenues	222,288	222,288	265,282	42,994	376,647
Total other revenues	<u>800,973</u>	<u>800,973</u>	<u>911,087</u>	<u>110,114</u>	<u>1,093,356</u>
Total Revenues	<u>13,501,880</u>	<u>13,501,880</u>	<u>13,889,673</u>	<u>387,793</u>	<u>13,768,399</u>
EXPENDITURES					
Current					
General Government					
Board of Commissioners	824,223	824,223	929,075	(104,852)	751,873
Clerk and Recorder	687,551	687,551	668,020	19,531	568,343
Treasurer	321,965	321,965	297,900	24,065	274,970
Assessor	986,161	986,161	948,010	38,151	887,849
Public Trustee	82,779	82,779	88,828	(6,049)	77,495
Buildings and grounds	1,622,011	1,622,011	1,262,666	359,345	1,167,194
Surveyor	13,340	13,340	6,184	7,156	12,670
County Attorney	687,984	687,984	688,203	(219)	575,245
Office of the District Attorney	921,935	921,935	1,170,719	(248,784)	801,470
Elections	321,633	321,633	334,937	(13,304)	323,214
Administration	756,758	756,758	820,099	(63,341)	582,858
Information Systems	913,177	913,177	898,549	14,628	628,228
Pretrial	318,936	318,936	296,900	22,036	288,786
Other	263,390	263,390	272,408	(9,018)	281,661
Total General Government	<u>8,721,842</u>	<u>8,721,842</u>	<u>8,682,498</u>	<u>39,344</u>	<u>7,221,856</u>
Public Works					
Planning	428,481	428,481	396,824	31,657	387,322
GIS mapping	265,961	265,961	274,082	(8,122)	255,602
Extension service	106,528	106,528	148,180	(41,652)	115,822
Total Public works	<u>800,969</u>	<u>800,969</u>	<u>819,086</u>	<u>(18,117)</u>	<u>758,746</u>
Health and Welfare					
Health department	138,624	138,624	138,624	-	138,624
Animal Control	36,500	36,500	42,375	(5,875)	34,668
Useful public service	32,649	32,649	32,777	(128)	31,556
Sheriff's department	2,839,563	2,839,563	2,805,429	34,134	2,953,606
Dispatch	777,333	777,333	643,585	133,748	700,003
Jail	2,916,991	2,916,991	2,777,779	139,212	2,667,167
Coroner	261,102	261,102	194,725	66,377	189,083
Juvenile Diversion	111,219	111,219	108,171	3,048	103,058
Adult Diversion	27,550	27,550	171,466	(143,916)	54,346
Victim Assistance	86,068	86,068	81,090	4,978	79,733
Emergency preparedness	282,571	282,571	223,177	59,394	188,456
Weed Board	115,050	115,050	67,640	47,410	56,992
Integrated Solid Waste	194,150	194,150	135,510	58,640	146,572
Methamphetamine task force	15,000	15,000	15,000	-	15,000
Total health and welfare	<u>7,834,370</u>	<u>7,834,370</u>	<u>7,437,348</u>	<u>397,022</u>	<u>7,358,864</u>

DELTA COUNTY, COLORADO
GENERAL FUND
SCHEDULE OF REVENUES, EXPENDITURES AND CHANGES IN FUND BALANCE
BUDGET AND ACTUAL
YEAR ENDED DECEMBER 31, 2023
WITH COMPARATIVE TOTALS FOR THE YEAR ENDED DECEMBER 31, 2022

	<u>ORIGINAL BUDGET</u>	<u>FINAL BUDGET</u>	<u>ACTUAL</u>	<u>VARIANCE FROM FINAL BUDGET</u>	<u>2022 ACTUAL</u>
Culture and Recreation					
Library Board	87,967	87,967	87,967	-	87,967
Veterans office	56,118	56,118	54,898	1,220	53,052
Total Culture and recreation	<u>144,085</u>	<u>144,085</u>	<u>142,865</u>	<u>1,220</u>	<u>141,019</u>
Economic Development					
Airport- Blake Field	57,650	57,650	61,544	(3,894)	155,401
Airport- North Fork	41,975	41,975	35,039	6,936	213,040
Total economic development	<u>99,625</u>	<u>99,625</u>	<u>96,583</u>	<u>3,042</u>	<u>368,441</u>
Total Expenditures	<u>17,600,891</u>	<u>17,600,891</u>	<u>17,178,380</u>	<u>422,511</u>	<u>15,848,926</u>
EXCESS OF REVENUES OVER (UNDER) EXPENDITURES	<u>(4,099,011)</u>	<u>(4,099,011)</u>	<u>(3,288,707)</u>	<u>810,304</u>	<u>(2,080,527)</u>
Other financing sources (uses)					
Transfers In	2,613,275	2,613,275	2,198,363	(414,912)	1,600,597
Transfers Out	(301,521)	(301,521)	(303,520)	(1,999)	(153,514)
EXCESS OF REVENUES OVER (UNDER) EXPENDITURES AND OTHER FINANCING (USES)	<u>(1,787,257)</u>	<u>(1,787,257)</u>	<u>(1,393,864)</u>	<u>393,393</u>	<u>(633,444)</u>
FUND BALANCE, Beginning of year	<u>6,587,162</u>	<u>6,587,162</u>	<u>6,801,259</u>	<u>214,097</u>	<u>7,434,703</u>
FUND BALANCE, End of year	<u>\$ 4,799,905</u>	<u>\$ 4,799,905</u>	<u>\$ 5,407,395</u>	<u>\$ 607,490</u>	<u>\$ 6,801,259</u>

DELTA COUNTY, COLORADO
HUMAN SERVICES FUND
SCHEDULE OF REVENUES, EXPENDITURES AND CHANGES IN FUND BALANCE
BUDGET AND ACTUAL
YEAR ENDED DECEMBER 31, 2023
6WITH COMPARATIVE TOTALS FOR THE YEAR ENDED DECEMBER 31, 2022

	<u>ORIGINAL BUDGET</u>	<u>FINAL BUDGET</u>	<u>ACTUAL</u>	<u>VARIANCE FROM FINAL BUDGET</u>	<u>2022 ACTUAL</u>
REVENUES					
Taxes					
Property Taxes	\$ 652,535	\$ 652,535	\$ 759,651	\$ 107,116	\$ 763,905
Delinquent taxes	500	500	567	67	98
Interest and penalties	-	-	1,102	1,102	1,791
Specific ownership taxes	90,000	90,000	124,451	34,451	123,068
Total Taxes	<u>743,035</u>	<u>743,035</u>	<u>885,771</u>	<u>142,736</u>	<u>888,862</u>
Intergovernmental					
Human Services					
Common Support	1,201,289	1,201,289	1,044,451	(156,838)	1,102,026
TANF	270,000	270,000	293,681	23,681	296,833
CHATS- Daycare w/Grants	168,522	168,522	129,474	(39,048)	128,619
Child Welfare Foster Care	1,613,807	1,613,807	1,156,251	(457,556)	1,142,889
Core Services	62,453	62,453	32,435	(30,018)	117,404
Child Support State Grant	269,390	269,390	217,387	(52,003)	204,485
Aid to Needy Dis	10,000	10,000	7,067	(2,933)	5,791
Old Age Pension	55,022	55,022	44,367	(10,655)	52,426
LEAP	8,000	8,000	14,581	6,581	9,171
Single Entry Point	563,339	563,339	557,501	(5,838)	598,351
Parental fees	45,000	45,000	43,352	(1,648)	50,240
Home care allowance	-	-	-	-	-
Program contingency	135,000	135,000	197,906	62,906	175,031
Incentives	85,000	85,000	78,106	(6,894)	83,455
PSSF	-	-	-	-	0.00
Adult Protection	192,818	192,818	189,834	(2,984)	199,147
Total intergovernmental	<u>4,679,640</u>	<u>4,679,640</u>	<u>4,006,393</u>	<u>(673,247)</u>	<u>4,165,868</u>
Other Revenues					
Miscellaneous	12,000	12,000	2,504	(9,496)	(101)
Total Revenues	<u>5,434,675</u>	<u>5,434,675</u>	<u>4,894,668</u>	<u>(540,007)</u>	<u>5,054,629</u>

DELTA COUNTY, COLORADO
HUMAN SERVICES FUND
SCHEDULE OF REVENUES, EXPENDITURES AND CHANGES IN FUND BALANCE
BUDGET AND ACTUAL
YEAR ENDED DECEMBER 31, 2023
WITH COMPARATIVE TOTALS FOR THE YEAR ENDED DECEMBER 31, 2022

	<u>ORIGINAL BUDGET</u>	<u>FINAL BUDGET</u>	<u>ACTUAL</u>	<u>VARIANCE FROM FINAL BUDGET</u>	<u>2022 ACTUAL</u>
EXPENDITURES					
Human Services					
Administration	1,453,980	1,453,980	1,164,677	289,303	1,117,154
Child Support	408,166	408,166	369,445	38,721	357,477
Adult Protection	241,130	241,130	238,077	3,053	250,101
Child Welfare	1,949,071	1,949,071	1,909,829	39,242	1,780,014
Core services	173,436	173,436	144,082	29,354	181,398
TANF	341,140	341,140	350,351	(9,211)	358,269
AND	25,000	25,000	14,305	10,695	18,787
OAP	46,650	46,650	37,699	8,951	44,938
LEAP	8,000	8,000	14,581	(6,581)	9,171
General Assistance	25,000	25,000	6,939	18,061	7,115
SEP	678,111	678,111	596,498	81,613	514,097
Parental fees	45,000	45,000	42,847	2,153	50,240
County Only - TIF	-	-	22,601	(22,601)	845
Child Care Administration	266,079	266,079	228,298	37,781	232,771
Total expenditures	<u>5,660,763</u>	<u>5,660,763</u>	<u>5,140,229</u>	<u>520,534</u>	<u>4,922,377</u>
EXCESS OF REVENUES OVER (UNDER) EXPENDITURES	(226,088)	(226,088)	(245,561)	(19,473)	132,252
Fund Balance, beginning of year	249,915	249,915	164,828	(85,087)	32,576
Fund Balance, end of year	<u>\$ 23,827</u>	<u>\$ 23,827</u>	<u>\$ (80,733)</u>	<u>\$ (104,560)</u>	<u>\$ 164,828</u>

DELTA COUNTY, COLORADO
ROAD AND BRIDGE FUND
SCHEDULE OF REVENUES, EXPENDITURES AND CHANGES IN FUND BALANCE
BUDGET AND ACTUAL
YEAR ENDED DECEMBER 31, 2023
WITH COMPARATIVE TOTALS FOR THE YEAR ENDED DECEMBER 31, 2022

	ORIGINAL BUDGET	FINAL BUDGET	ACTUAL	VARIANCE FROM FINAL BUDGET	2022 ACTUAL
REVENUES					
Taxes					
Property taxes	\$ 349,692	\$ 349,692	\$ 264,517	\$ (85,175)	\$ 266,155
Delinquent taxes	-	-	(37)	(37)	16
Interest and penalties	-	-	597	597	627
Specific ownership	161,000	161,000	148,210	(12,790)	159,188
Total taxes	<u>510,692</u>	<u>510,692</u>	<u>413,287</u>	<u>(97,405)</u>	<u>425,986</u>
Licenses and Permits					
Permits	6,000	6,000	4,800	(1,200)	9,075
Road cuts	1,500	1,500	5,282	3,782	10,726
Total licenses and permits	<u>7,500</u>	<u>7,500</u>	<u>10,082</u>	<u>2,582</u>	<u>19,801</u>
Intergovernmental					
Forest service	-	-	-	-	-
Highway users tax	3,264,988	3,264,988	3,022,729	(242,259)	2,980,351
Mineral leases	45,000	45,000	188,777	143,777	183,644
Severance taxes	-	-	76,692	76,692	-
Total intergovernmental	<u>3,309,988</u>	<u>3,309,988</u>	<u>3,288,198</u>	<u>(21,790)</u>	<u>3,163,995</u>
Other Revenue					
Refund of expenditures	74,000	74,000	44,957	(29,043)	27,938
Sale of assets	-	-	12,320	12,320	11,700
Expense reimbursement	-	-	303,387	303,387	145,969
Other revenue	75,000	75,000	81,871	6,871	88,896
Total other revenues	<u>149,000</u>	<u>149,000</u>	<u>442,535</u>	<u>293,535</u>	<u>274,503</u>
Total Revenues	<u>3,977,180</u>	<u>3,977,180</u>	<u>4,154,102</u>	<u>176,922</u>	<u>3,884,285</u>
EXPENDITURES					
Public Works					
Road District 1	1,318,037	1,318,037	954,497	363,540	846,382
Road District 2	1,186,871	1,186,871	1,131,134	55,737	902,713
Road District 3	1,364,968	1,364,968	1,327,538	37,430	1,120,995
Road District 4	734,473	734,473	648,410	86,063	437,098
Road District 5	75,213	75,213	-	75,213	-
Road District 6	166,695	166,695	165,198	1,497	154,310
Road District 10	138,022	138,022	146,435	(8,413)	133,313
Capital Road Improvements	2,394,200	2,394,200	1,210,915	1,183,285	1,386,547
Other road and Bridge	103,545	103,545	522,285	(418,740)	378,577
Total Expenditures	<u>7,482,024</u>	<u>7,482,024</u>	<u>6,106,412</u>	<u>1,375,612</u>	<u>5,359,935</u>
EXCESS OF REVENUES OVER (UNDER) EXPENDITURES					
	<u>(3,504,844)</u>	<u>(3,504,844)</u>	<u>(1,952,310)</u>	<u>1,552,534</u>	<u>(1,475,650)</u>
Other Financing Sources (uses)					
Transfers in	2,433,200	2,433,200	1,211,771	(1,221,429)	2,644,829
Transfers out	(331,755)	(331,755)	(331,755)	-	(300,929)
Total other financing sources (uses)	<u>2,101,445</u>	<u>2,101,445</u>	<u>880,016</u>	<u>(1,221,429)</u>	<u>2,343,900</u>
EXCESS OF REVENUES OVER (UNDER) EXPENDITURES AND OTHER FINANCING SOURCES (USES)					
	<u>(1,403,399)</u>	<u>(1,403,399)</u>	<u>(1,072,294)</u>	<u>331,105</u>	<u>868,250</u>
Fund Balance, beginning of year	2,895,555	2,895,555	4,512,735	1,617,180	3,852,831
Increase (decrease) an inventory	-	-	-	-	(208,346)
Fund Balance, end of year	<u>\$ 1,492,156</u>	<u>\$ 1,492,156</u>	<u>\$ 3,440,441</u>	<u>\$ 1,948,285</u>	<u>\$ 4,512,735</u>

DELTA COUNTY, COLORADO
CAPITAL IMPROVEMENT FUND
SCHEDULE OF REVENUES, EXPENDITURES AND CHANGES IN FUND BALANCE
BUDGET AND ACTUAL
YEAR ENDED DECEMBER 31, 2023
WITH COMPARATIVE TOTALS FOR THE YEAR ENDED DECEMBER 31, 2022

	<u>ORIGINAL BUDGET</u>	<u>FINAL BUDGET</u>	<u>ACTUAL</u>	<u>VARIANCE FROM FINAL BUDGET</u>	<u>2022 ACTUAL</u>
REVENUES					
Taxes					
Sales taxes	\$ 3,600,000	\$ 3,600,000	\$ 3,858,282	\$ 258,282	\$ 3,862,228
Interest	5,000	5,000	252,955	247,955	50,100
Other revenues	-	-	376,061	376,061	308,225
Total revenues	<u>3,605,000</u>	<u>3,605,000</u>	<u>4,487,298</u>	<u>882,298</u>	<u>4,220,553</u>
EXPENDITURES					
Treasurer Fees	36,050	36,050	38,448	(2,398)	39,552
Capital Outlay	4,250,000	4,250,000	5,042,727	(792,727)	836,337
Total Expenditures	<u>4,286,050</u>	<u>4,286,050</u>	<u>5,081,175</u>	<u>(795,125)</u>	<u>875,889</u>
EXCESS OF REVENUES OVER (UNDER) EXPENDITURES	<u>(681,050)</u>	<u>(681,050)</u>	<u>(593,877)</u>	<u>87,173</u>	<u>3,344,664</u>
Other financing Sources(uses)					
Transfers in	970,152	970,152	970,152	-	-
Transfers out	(3,855,335)	(3,855,335)	(2,702,093)	1,153,242	(2,941,521)
Total other financing Sources (uses)	<u>(2,885,183)</u>	<u>(2,885,183)</u>	<u>(1,731,941)</u>	<u>1,153,242</u>	<u>(2,941,521)</u>
EXCESS OF REVENUES OVER (UNDER) EXPENDITURES AND OTHER FINANCING SOURCES (USES)	<u>(3,566,233)</u>	<u>(3,566,233)</u>	<u>(2,325,818)</u>	<u>1,240,415</u>	<u>403,143</u>
Fund Balance beginning of year	<u>6,053,294</u>	<u>6,053,294</u>	<u>5,414,630</u>	<u>(638,664)</u>	<u>5,011,487</u>
Fund Balance end of year	<u>\$ 2,487,061</u>	<u>\$ 2,487,061</u>	<u>\$ 3,088,812</u>	<u>\$ 601,751</u>	<u>\$ 5,414,630</u>

DELTA COUNTY, COLORADO
AMERICAN RESCUE FUND
SCHEDULE OF REVENUES, EXPENDITURES AND CHANGES IN FUND BALANCE
BUDGET AND ACTUAL
YEAR ENDED DECEMBER 31, 2023
WITH COMPARATIVE TOTALS FOR THE YEAR ENDED DECEMBER 31, 2022

	<u>ORIGINAL BUDGET</u>	<u>FINAL BUDGET</u>	<u>ACTUAL</u>	<u>VARIANCE FROM FINAL BUDGET</u>	<u>2022 ACTUAL</u>
REVENUES					
Federal Grant	\$ -	\$ -	\$ -	\$ -	\$ 3,088,921
Total revenues	<u>-</u>	<u>-</u>	<u>-</u>	<u>-</u>	<u>3,088,921</u>
EXPENDITURES					
General Government	86,931	86,931	92,918	(5,987)	64,177
Capital Outlay	2,874,062	2,874,062	742,334	2,131,728	10,169
Total Expenditures	<u>2,960,993</u>	<u>2,960,993</u>	<u>835,252</u>	<u>2,125,741</u>	<u>74,346</u>
EXCESS OF REVENUES OVER (UNDER) EXPENDITURES	(2,960,993)	(2,960,993)	(835,252)	2,125,741	3,014,575
Fund Balance beginning of year	<u>5,832,055</u>	<u>5,832,055</u>	<u>5,941,964</u>	<u>109,909</u>	<u>2,927,389</u>
Fund Balance end of year	<u>\$ 2,871,062</u>	<u>\$ 2,871,062</u>	<u>\$ 5,106,712</u>	<u>\$ 2,235,650</u>	<u>\$ 5,941,964</u>

DELTA COUNTY, COLORADO
SAFETY IMPROVEMENT SALES TAX FUND
SCHEDULE OF REVENUES, EXPENDITURES AND CHANGES IN FUND BALANCE
BUDGET AND ACTUAL
YEAR ENDED DECEMBER 31, 2023
WITH COMPARATIVE TOTALS FOR THE YEAR ENDED DECEMBER 31, 2022

	<u>ORIGINAL</u> <u>BUDGET</u>	<u>FINAL</u> <u>BUDGET</u>	<u>ACTUAL</u>	<u>VARIANCE</u> <u>FROM FINAL</u> <u>BUDGET</u>	<u>2022</u> <u>ACTUAL</u>
REVENUES					
Taxes					
Sales taxes	\$ 1,600,000	\$ 1,600,000	\$ 2,125,499	\$ 525,499	\$ 2,121,481
Other revenues	-	-	35,000	35,000	17,633.00
Total revenues	<u>1,600,000</u>	<u>1,600,000</u>	<u>2,160,499</u>	<u>560,500</u>	<u>2,139,114</u>
EXPENDITURES					
Safety Improvement Expense	993,161	993,161	865,039	128,122	760,924
Capital Outlay	<u>782,410</u>	<u>782,410</u>	<u>47,810</u>	<u>734,600</u>	<u>-</u>
Total Expenditures	<u>1,775,571</u>	<u>1,775,571</u>	<u>912,849</u>	<u>862,722</u>	<u>760,924</u>
EXCESS OF REVENUES OVER (UNDER)					
EXPENDITURES	(175,571)	(175,571)	1,247,650	1,423,222	1,378,190
Fund Balance beginning of year	<u>1,068,774</u>	<u>1,068,774</u>	<u>2,321,934</u>	<u>1,253,160</u>	<u>943,744</u>
Fund Balance end of year	<u>\$ 893,203</u>	<u>\$ 893,203</u>	<u>\$ 3,569,584</u>	<u>\$ 2,676,382</u>	<u>\$ 2,321,934</u>

DELTA COUNTY, COLORADO
INFORMATION ABOUT INFRASTRUCTURE ASSETS REPORTED USING
THE MODIFIED APPROACH
For the year ended December 31, 2023

As allowed by GASB Statement No.34, Basic Financial Statements-and Management's Discussion and Analysis-for State and Local Governments, the county has adopted an alternative method for reporting costs associated with certain infrastructure assets. Under this alternative method, referred to as the "modified approach," infrastructure assets are not depreciated, and maintenance and preservation costs are expensed. The County capitalizes costs related to new construction, major replacements, and improvements that increase the capacity and/or efficiency of infrastructure assets reported under the modified approach.

In order to utilize the modified approach, the County is required to:

- Maintain an asset management system that includes an up-to-date inventory of eligible infrastructure assets.
- Perform and document replicable condition assessments once every three years of the eligible infrastructure assets and summarize the results using a measurement scale.
- Estimate each year the annual amount to maintain and preserve the eligible infrastructure assets at the condition level established and disclosed by the County.
- Document that the infrastructure assets are being preserved approximately at, or above the condition level established by the County.

ROADS

Delta County applies the modified approach to all roads owned and/or maintained by the County. The goal of the County in conjunction with adopting the modified approach is to develop and provide a cost-effective maintenance program that preserves the County's investment in its road network and enhances public transportation and safety.

Condition Assessments

Roads are categorized as native, gravel and oil surface. Formal condition assessments are not done on natural and rock surface roads. These roads are maintained on an as-needed basis, for example, when a road is washed out. Formal condition assessments are performed on all gravel and oil surface roads at least once every three years in accordance with GASB 34. Each year a formal assessment is performed on a portion of the County's roads on a rotating basis. The results of formal condition assessments performed in 2019, 2020, 2021, 2022 and 2023 are disclosed. The process and purpose of these condition assessments are described briefly below.

Gravel Surface Roads: The condition assessments of gravel roads are based on gravel thickness and surface smoothness. Roads are rated as excellent, good and poor. A poor rating indicates gravel thickness of less than 1" or excessive surface deterioration. Roads rated in poor condition require maintenance.

DELTA COUNTY, COLORADO
INFORMATION ABOUT INFRASTRUCTURE ASSETS REPORTED USING
THE MODIFIED APPROACH
For the year ended December 31, 2023

Paved Roads: The condition assessments of paved roads are based on the following criteria: potholes, cracking, rutting, shoulder condition, surface smoothness and base condition. Roads are rated as excellent, good, fair and poor. For GASB 34 reporting purposes, the County’s official desired condition is 70%. The County's goal is to maintain its infrastructure at a category condition level of fair or better.

Condition Rating of the County's Road System

Percentage of Lane-Miles in Fair to Excellent Conditions in 2023:

	<u>Percentage</u>
Paved	99%
Gravel	97%
Overall System	98%

Percentage of Lane-Miles in Poor Conditions in 2023:

	<u>Percentage</u>
Paved	1%
Gravel	3%
Overall System	2%

Comparison of Needed-to Actual Maintenance/Preservation in 2023: The County did not budget separately for maintenance/preservation costs for roads and bridges in 2023, therefore they are shown combined below. Amounts will be budgeted separately in the future.

	<u>2019</u>	<u>2020</u>	<u>2021</u>	<u>2022</u>	<u>2023</u>
Estimated	\$6,613,417	\$5,614,747	\$6,649,029	\$6,831,695	\$7,482,024
Actual	\$5,937,964	\$4,952,824	\$5,331,973	\$5,363,505	\$6,106,412

DELTA COUNTY, COLORADO
INFORMATION ABOUT INFRASTRUCTURE ASSETS REPORTED USING
THE MODIFIED APPROACH
For the year ended December 31, 2023

BRIDGES

The structural sufficiency of the County's bridges is determined using the state of Colorado's Structure Inspection and Inventory Program. The bridge sufficiency rating is based on the assessment of the ability of individual components to function structurally. The rating system uses a numerical scale from 50 (needs replacement) to 100 (new). Bridges are inspected by the state of Colorado Department of Transportation every two years. GASB 34 requires inspection every three years. The most recent inspection was in 2021. There was one new bridge structure added to the system during 2021.

Disclosures for a Network of Bridges 2021

Number of Bridges

	CDOT Structural Sufficiency Rating	<u>Number</u>	<u>%</u>
Excellent	91-100	5	55.6%
Good	71-90	3	33.3%
Fair	51-70	1	11.1%
Poor	50 and below	<u>0</u>	<u>0%</u>
Total		<u>9</u>	<u>100.0%</u>

Square Feet of Deck Area (1,000s of square feet)

	CDOT Structural Sufficiency Square Rating	<u>Feet</u>	<u>%</u>
Excellent	91-100	34,488	61.3%
Good	71-90	14,830	26.4%
Fair	51-70	6,960	12.3%
Poor	50 and below	<u>0</u>	<u>0%</u>
Total		<u>56,278</u>	<u>100.0%</u>

Other Supplementary Information

DELTA COUNTY, COLORADO
COMBINING BALANCE SHEET - NONMAJOR GOVERNMENTAL FUNDS
DECEMBER 31, 2023
WITH COMPARATIVE TOTALS FOR DECEMBER 31, 2022

	LODGING								
	HEALTH DEPARTMENT	ENERGY DEVELOPMENT	FAIRGROUNDS	TAX- TOURISM	ECONOMIC DEVELOPMENT	CONTINGENCY	GRANT PROJECTS	EMPLOYEE BENEFIT TRUST	CONSERVATION TRUST
ASSETS									
Cash and Investments	859,723	\$ 119,562	\$ 34,706	\$ 262,134	\$ 222,084	\$ 822,995	\$ 591,175	\$ 161,068	\$ 537,991
Property tax receivables	-	-	-	-	37,165	-	-	-	-
Sales taxes receivable	-	-	-	-	-	-	-	-	-
Other receivables	-	-	-	-	14,136	-	62,742	(289)	5,159
Due from other funds	-	-	-	-	-	-	-	-	-
Due from other governments	217,143	-	-	-	-	-	542,555	-	-
Total Assets	<u>\$ 1,076,866</u>	<u>\$ 119,562</u>	<u>\$ 34,706</u>	<u>\$ 262,134</u>	<u>\$ 273,385</u>	<u>\$ 822,995</u>	<u>\$ 1,196,472</u>	<u>\$ 160,779</u>	<u>\$ 543,150</u>
LIABILITIES AND FUND EQUITY									
Liabilities									
Accounts payable	\$ -	\$ -	\$ 13,637	\$ 21,505	\$ 3,762	\$ -	\$ 24,455	\$ 330	30,000
Due from other funds	-	-	-	-	-	-	500,000	-	-
Accrued payroll taxes and benefits	24,800	-	5,637	974	4,348	-	-	-	-
Unearned Revenue	48,083	-	-	-	-	-	526,581	-	-
Total Liabilities	<u>72,883</u>	<u>-</u>	<u>19,274</u>	<u>22,479</u>	<u>8,110</u>	<u>-</u>	<u>1,051,036</u>	<u>330</u>	<u>30,000</u>
Deferred inflows of resources									
Deferred property tax revenues	-	-	-	-	73,359	-	-	-	-
Fund equity									
Reserved:									
For Statutory Requirements	-	-	-	-	-	435,288	-	-	513,150
Committed									
Special Revenue Funds	1,003,983	119,562	15,432	239,655	191,916	203,230	145,436	160,449	-
Assigned	-	-	-	-	-	184,477	-	-	-
Total fund Equity	<u>1,003,983</u>	<u>119,562</u>	<u>15,432</u>	<u>239,655</u>	<u>191,916</u>	<u>822,995</u>	<u>145,436</u>	<u>160,449</u>	<u>513,150</u>
Total Liabilities and fund equity	<u>\$ 1,076,866</u>	<u>\$ 119,562</u>	<u>\$ 34,706</u>	<u>\$ 262,134</u>	<u>\$ 273,385</u>	<u>\$ 822,995</u>	<u>\$ 1,196,472</u>	<u>\$ 160,779</u>	<u>\$ 543,150</u>

SELF INSURANCE	PAYMENT IN LIEU OF TAXES	OPEN SPACE TRUST	BOOKING FEES	INMATE WELFARE	FAIR BOARD	TOTALS	
						2023	2022
\$ 446,468	\$ 2,314,053	\$ 142,670	\$ 19,262	\$ 1,119	\$ 96,023	\$ 6,631,033	\$ 5,434,281
-	-	-	-	-	-	37,165	30,017
-	-	-	-	-	-	-	26,675
-	-	-	-	-	1,940	83,688	455,587
-	-	-	-	-	-	-	-
-	-	-	-	-	-	759,698	332,247
<u>\$ 446,468</u>	<u>\$ 2,314,053</u>	<u>\$ 142,670</u>	<u>\$ 19,262</u>	<u>\$ 1,119</u>	<u>\$ 97,963</u>	<u>\$ 7,511,584</u>	<u>\$ 6,278,807</u>
\$ -	\$ -	\$ -	\$ -	\$ -	\$ -	\$ 93,689	\$ 76,425
-	-	-	-	-	-	500,000	-
-	-	-	-	-	-	35,759	32,793
-	-	-	-	-	-	574,664	139,660
-	-	-	-	-	-	1,204,112	248,878
-	-	-	-	-	-	73,359	30,017
-	-	-	-	-	-	948,438	965,855
446,468	2,314,053	132,298	19,262	1,119	97,963	5,090,826	4,839,208
-	-	10,372	-	-	-	194,849	194,849
<u>446,468</u>	<u>2,314,053</u>	<u>142,670</u>	<u>19,262</u>	<u>1,119</u>	<u>97,963</u>	<u>6,234,113</u>	<u>5,999,912</u>
<u>\$ 446,468</u>	<u>\$ 2,314,053</u>	<u>\$ 142,670</u>	<u>\$ 19,262</u>	<u>\$ 1,119</u>	<u>\$ 97,963</u>	<u>\$ 7,511,584</u>	<u>\$ 6,278,807</u>

DELTA COUNTY, COLORADO
COMBINING STATEMENT OF REVENUES, EXPENDITURES AND CHANGES IN FUND BALANCE
NONMAJOR GOVERNMENTAL FUNDS
DECEMBER 31, 2023
WITH COMPARATIVE TOTALS FOR DECEMBER 31, 2022

	HEALTH	ENERGY	LODGING			GRANT	EMPLOYEE	CONSERVATION
	DEPARTMENT	DEVELOPMENT	FAIRGROUNDS	TAX- TOURISM	ECONOMIC DEVELOPMENT			
REVENUES								
Taxes	\$ -	\$ -	\$ -	\$ 150,443	\$ 35,414	\$ -	\$ -	\$ -
Intergovernmental	1,374,926	-	-	-	-	1,335,256	-	164,975
Charges for services	-	-	16,049	-	-	-	-	-
Interest	-	-	-	-	-	21,551	-	36,990
Other Revenue	-	-	4,032	188	138,203	28,887	145,070	-
Total Revenue	<u>1,374,926</u>	<u>-</u>	<u>20,081</u>	<u>150,631</u>	<u>173,617</u>	<u>28,887</u>	<u>1,356,807</u>	<u>201,965</u>
EXPENDITURES								
Current								
General Government	-	-	-	-	-	34,623	21,046	-
Public Works	-	5,759	-	-	-	-	-	-
Health and Welfare	1,298,818	-	-	-	-	-	-	-
Culture and Recreation	-	-	502,777	-	-	-	-	77,677
Economic Development	-	-	-	130,763	258,499	-	-	-
Capital Outlay	-	-	-	-	-	1,908,300	-	-
Total Expenditures	<u>1,298,818</u>	<u>5,759</u>	<u>502,777</u>	<u>130,763</u>	<u>258,499</u>	<u>34,623</u>	<u>21,046</u>	<u>77,677</u>
EXCESS OF REVENUES OVER (UNDER) EXPENDITURES	<u>76,108</u>	<u>(5,759)</u>	<u>(482,696)</u>	<u>19,868</u>	<u>(84,882)</u>	<u>(5,736)</u>	<u>124,024</u>	<u>124,288</u>
Other financing Sources (uses)								
Transfers in	-	15,000	507,520	-	59,987	10,000	192,288	-
Transfers out	-	-	-	-	-	-	-	(45,000)
Total other financing sources	<u>-</u>	<u>15,000</u>	<u>507,520</u>	<u>-</u>	<u>59,987</u>	<u>10,000</u>	<u>192,288</u>	<u>(45,000)</u>
EXCESS OF REVENUES OVER (UNDER) EXPENDITURES AND OTHER FINANCING SOURCES (USES)	<u>76,108</u>	<u>9,241</u>	<u>24,824</u>	<u>19,868</u>	<u>(24,895)</u>	<u>4,264</u>	<u>124,024</u>	<u>79,288</u>
FUND BALANCE, BEGINNING	<u>927,875</u>	<u>110,321</u>	<u>(9,392)</u>	<u>219,787</u>	<u>216,811</u>	<u>818,731</u>	<u>504,641</u>	<u>433,862</u>
FUND BALANCE, ENDING	<u>\$ 1,003,983</u>	<u>\$ 119,562</u>	<u>\$ 15,432</u>	<u>\$ 239,655</u>	<u>\$ 191,916</u>	<u>\$ 822,995</u>	<u>\$ 145,436</u>	<u>\$ 513,150</u>

SELF INSURANCE	PAYMENT IN LIEU OF TAXES	OPEN SPACE TRUST	BOOKING FEES	INMATE WELFARE	FAIR BOARD	TOTALS	
						2023	2022
\$ -	\$ -	\$ -	\$ -	\$ -	\$ -	\$ 185,857	\$ 193,879
-	-	-	-	-	-	2,875,157	2,575,947
-	-	-	8,722	5,630	101,530	131,931	129,129
-	-	-	-	-	20	58,561	5,342
10,686	1,927,627	5,110	-	-	-	2,259,803	2,447,151
<u>10,686</u>	<u>1,927,627</u>	<u>5,110</u>	<u>8,722</u>	<u>5,630</u>	<u>101,550</u>	<u>5,511,309</u>	<u>5,351,448</u>
102,452	2,310	-	-	-	-	160,431	86,445
-	-	-	-	-	-	5,759	3,083
-	-	-	6,253	10,290	-	1,315,361	1,335,368
-	-	160	-	-	102,808	683,422	450,107
-	-	-	-	-	-	389,262	488,742
-	-	-	-	-	-	1,908,300	805,457
<u>102,452</u>	<u>2,310</u>	<u>160</u>	<u>6,253</u>	<u>10,290</u>	<u>102,808</u>	<u>4,462,535</u>	<u>3,169,202</u>
(91,766)	1,925,317	4,950	2,469	(4,660)	(1,258)	1,048,774	2,182,246
-	-	-	-	-	-	784,795	428,693
-	(1,554,368)	-	-	-	-	(1,599,368)	(1,007,954)
-	(1,554,368)	-	-	-	-	(814,573)	(579,261)
(91,766)	370,949	4,950	2,469	(4,660)	(1,258)	234,201	1,602,985
538,234	1,943,104	137,720	16,793	5,779	99,221	5,999,912	4,396,927
<u>\$ 446,468</u>	<u>\$ 2,314,053</u>	<u>\$ 142,670</u>	<u>\$ 19,262</u>	<u>\$ 1,119</u>	<u>\$ 97,963</u>	<u>\$ 6,234,113</u>	<u>\$ 5,999,912</u>

DELTA COUNTY, COLORADO
HEALTH DEPARTMENT FUND
SCHEDULE OF REVENUES, EXPENDITURES AND CHANGES IN FUND BALANCE
BUDGET AND ACTUAL
YEAR ENDED DECEMBER 31, 2023
WITH COMPARATIVE TOTALS FOR THE YEAR ENDED DECEMBER 31, 2022

	<u>ORIGINAL BUDGET</u>	<u>FINAL BUDGET</u>	<u>ACTUAL</u>	<u>VARIANCE FROM FINAL BUDGET</u>	<u>2022 ACTUAL</u>
REVENUES					
Intergovernmental					
Administration per Capita	\$ 193,243	\$ 193,243	\$ 142,294	\$ (50,949)	\$ 138,451
County share	138,624	138,624	144,220	5,596	138,624
Disease Prevention and Control	175,000	175,000	79,823	(95,177)	297,281
Cancer Screenings	21,000	21,000	28,092	7,092	16,585
CSBG	35,000	35,000	75,376	40,376	26,496
ARPA State Grant	-	-	-	-	82,824
OPHP	141,473	141,473	148,532	7,059	11,033
Family planning	65,000	65,000	63,159	(1,841)	60,963
ELC COVID	141,953	141,953	242,119	100,166	86,994
HCP	32,964	32,964	32,964	-	32,964
Environmental Health	150,000	150,000	145,807	(4,193)	172,423
Emergency Preparedness	208,308	208,308	108,548	(99,760)	156,078
Suicide Prevention	-	-	-	-	33,999
WIC	110,000	110,000	120,581	10,581	126,201
County Professional	5,000	5,000	-	(5,000)	-
ELC Revenue	-	-	2,683	2,683	126,898
Tobacco control	98,262	98,262	40,478	(57,784)	61,398
Miscellaneous	-	-	250	250	-
Total Revenues	<u>1,515,827</u>	<u>1,515,827</u>	<u>1,374,926</u>	<u>(140,901)</u>	<u>1,569,212</u>
EXPENDITURES					
Health and Welfare					
Administration	218,422	218,422	185,010	33,412	171,664
Cancer screenings	11,434	11,434	19,327	(7,893)	12,905
Clinic	201,410	201,410	170,198	31,212	214,476
CSBG	31,897	31,897	73,264	(41,367)	24,044
ELC	-	-	-	-	137,106
ELC COVID	125,291	125,291	210,112	(84,821)	73,613
ARPA State Grant	-	-	-	-	76,440
OPHP	122,096	122,096	77,370	44,726	11,033
Environmental Health	225,363	225,363	165,961	59,402	119,668
Family Planning	133,530	133,530	149,607	(16,077)	120,671
Handicapped children's program	33,689	33,689	11,169	22,520	19,788
Emergency Preparedness	190,593	190,593	96,255	94,338	139,802
Tobacco Control	109,264	109,264	35,903	73,361	54,884
Suicide Prevention	-	-	-	-	34,762
WIC	98,482	98,482	104,642	(6,160)	108,825
Total Expenditures	<u>1,501,472</u>	<u>1,501,472</u>	<u>1,298,818</u>	<u>202,654</u>	<u>1,319,681</u>
EXCESS OF REVENUES OVER (UNDER) EXPENDITURES	14,355	14,355	76,108	61,753	249,531
FUND BALANCE, BEGINNING	1,078,860	1,078,860	927,875	(150,985)	678,344
FUND BALANCE, ENDING	<u>\$ 1,093,215</u>	<u>\$ 1,093,215</u>	<u>\$ 1,003,983</u>	<u>\$ (89,232)</u>	<u>\$ 927,875</u>

DELTA COUNTY, COLORADO
ENERGY DEVELOPMENT FUND
SCHEDULE OF REVENUES, EXPENDITURES AND CHANGES IN FUND BALANCE
BUDGET AND ACTUAL
YEAR ENDED DECEMBER 31, 2023
WITH COMPARATIVE TOTALS FOR THE YEAR ENDED DECEMBER 31, 2022

	<u>ORIGINAL BUDGET</u>	<u>FINAL BUDGET</u>	<u>ACTUAL</u>	<u>VARIANCE FROM FINAL BUDGET</u>	<u>2022 ACTUAL</u>
REVENUE					
Other	\$ -	\$ -	\$ -	\$ -	\$ 1,970
Total Revenues	<u>-</u>	<u>-</u>	<u>-</u>	<u>-</u>	<u>-</u>
EXPENDITURES					
Public Works					
Energy Development	1,600	5,800	5,759	41	3,083
Total Expenditures	<u>1,600</u>	<u>5,800</u>	<u>5,759</u>	<u>41</u>	<u>3,083</u>
EXCESS OF REVENUES OVER (UNDER) EXPENDITURES	<u>(1,600)</u>	<u>(5,800)</u>	<u>(5,759)</u>	<u>41</u>	<u>(1,113)</u>
Other financing Sources (uses)					
Transfers in/ (out)	<u>15,000</u>	<u>15,000</u>	<u>15,000</u>	<u>-</u>	<u>15,000</u>
EXCESS OF REVENUES OVER (UNDER) EXPENDITURES AND OTHER FINANCING SOURCES (USES)	13,400	9,200	9,241	41	13,887
FUND BALANCE, BEGINNING	111,203	111,203	110,321	(882)	96,434
FUND BALANCE, ENDING	<u>\$ 124,603</u>	<u>\$ 120,403</u>	<u>\$ 119,562</u>	<u>\$ (841)</u>	<u>\$ 110,321</u>

DELTA COUNTY, COLORADO
FAIRGROUNDS FUND
SCHEDULE OF REVENUES, EXPENDITURES AND CHANGES IN FUND BALANCE
BUDGET AND ACTUAL
YEAR ENDED DECEMBER 31, 2023
WITH COMPARATIVE TOTALS FOR THE YEAR ENDED DECEMBER 31, 2022

	<u>ORIGINAL BUDGET</u>	<u>FINAL BUDGET</u>	<u>ACTUAL</u>	<u>VARIANCE FROM FINAL BUDGET</u>	<u>2022 ACTUAL</u>
REVENUES					
Charges for Services					
Heritage hall fees	\$ 3,000	\$ 3,000	\$ 3,925	\$ 925	\$ 4,100
Donations and camping	200	200	2,692	2,492	396
Special event fees	2,500	2,500	9,432	6,932	4,920
Other Revenues					
Other Revenues	4,300	4,300	4,032	(268)	3,046
Total Revenues	<u>10,000</u>	<u>10,000</u>	<u>20,081</u>	<u>10,081</u>	<u>12,462</u>
EXPENDITURES					
Culture and Recreation					
Fairgrounds maintenance	515,921	515,921	489,297	26,624	194,205
Fairgrounds special events	1,600	1,600	13,480	(11,880)	6,503
Total Expenditures	<u>517,521</u>	<u>517,521</u>	<u>502,777</u>	<u>-</u>	<u>200,708</u>
EXCESS OF REVENUES OVER (UNDER)					
EXPENDITURES	<u>(507,521)</u>	<u>(507,521)</u>	<u>(482,696)</u>	<u>10,081</u>	<u>(188,246)</u>
Other financing Sources (uses)					
Transfers in/ (out)	<u>507,521</u>	<u>507,521</u>	<u>507,520</u>	<u>(1)</u>	<u>168,514</u>
EXCESS OF REVENUES OVER (UNDER)					
EXPENDITURES AND OTHER FINANCING SOURCES (USES)	-	-	24,824	10,080	(19,732)
FUND BALANCE, BEGINNING	-	-	(9,392)	(9,392)	10,340
FUND BALANCE, ENDING	<u>\$ -</u>	<u>\$ -</u>	<u>\$ 15,432</u>	<u>\$ 688</u>	<u>\$ (9,392)</u>

DELTA COUNTY, COLORADO
LODGING TAX - TOURISM FUND
SCHEDULE OF REVENUES, EXPENDITURES AND CHANGES IN FUND BALANCE
BUDGET AND ACTUAL
YEAR ENDED DECEMBER 31, 2023
WITH COMPARATIVE TOTALS FOR THE YEAR ENDED DECEMBER 31, 2022

	<u>ORIGINAL BUDGET</u>	<u>FINAL BUDGET</u>	<u>ACTUAL</u>	<u>VARIANCE FROM FINAL BUDGET</u>	<u>2022 ACTUAL</u>
REVENUES					
Taxes					
Tourism Tax	\$ 140,000	\$ 140,000	\$ 150,443	\$ 10,443	\$ 158,343
Intergovernmental					
Grants	20,000	20,000	-	(20,000)	-
Other revenues	-	-	188	188	-
Total Revenues	<u>160,000</u>	<u>160,000</u>	<u>150,631</u>	<u>(9,369)</u>	<u>158,343</u>
EXPENDITURES					
Economic Development					
Tourism	187,200	187,200	130,763	56,437	105,652
Total Expenditures	<u>187,200</u>	<u>187,200</u>	<u>130,763</u>	<u>56,437</u>	<u>105,652</u>
EXCESS OF REVENUES OVER (UNDER)					
EXPENDITURES	(27,200)	(27,200)	19,868	47,069	52,691
FUND BALANCE, BEGINNING	182,468	182,468	219,787	37,319	167,096
FUND BALANCE, ENDING	<u>\$ 155,268</u>	<u>\$ 155,268</u>	<u>\$ 239,655</u>	<u>\$ 84,388</u>	<u>\$ 219,787</u>

DELTA COUNTY, COLORADO
ECONOMIC DEVELOPMENT FUND
SCHEDULE OF REVENUES, EXPENDITURES AND CHANGES IN FUND BALANCE
BUDGET AND ACTUAL
YEAR ENDED DECEMBER 31, 2023
WITH COMPARATIVE TOTALS FOR THE YEAR ENDED DECEMBER 31, 2022

	<u>ORIGINAL BUDGET</u>	<u>FINAL BUDGET</u>	<u>ACTUAL</u>	<u>VARIANCE FROM FINAL BUDGET</u>	<u>2022 ACTUAL</u>
REVENUES					
Taxes					
Property taxes	\$ 31,217	\$ 31,217	\$ 30,386	\$ (831)	\$ 30,546
Delinquent taxes	-	-	(3)	(3)	4
Interest and penalties	50	50	70	20	72
Specific ownership taxes	5,000	5,000	4,961	(39)	4,914
Total Taxes	<u>36,267</u>	<u>36,267</u>	<u>35,414</u>	<u>(853)</u>	<u>35,536</u>
Other revenues	66,200	66,200	138,203	72,003	410,722
Total Revenues	<u>102,467</u>	<u>102,467</u>	<u>173,617</u>	<u>71,150</u>	<u>446,258</u>
EXPENDITURES					
Economic Development					
Economic Development	174,157	258,499	258,499	-	383,090
Total Expenditures	<u>174,157</u>	<u>258,499</u>	<u>258,499</u>	<u>-</u>	<u>383,090</u>
EXCESS OF REVENUES OVER (UNDER)					
EXPENDITURES	<u>(71,690)</u>	<u>(156,032)</u>	<u>(84,882)</u>	<u>71,150</u>	<u>63,168</u>
Other financing Sources (uses)					
Transfers in/ (out)	<u>80,000</u>	<u>80,000</u>	<u>59,987</u>	<u>(20,013)</u>	<u>30,013</u>
EXCESS OF REVENUES OVER (UNDER)					
EXPENDITURES AND OTHER FINANCING SOURCES (USES)	8,310	(76,032)	(24,895)	51,137	93,181
FUND BALANCE, BEGINNING	<u>200,689</u>	<u>200,689</u>	<u>216,811</u>	<u>16,122</u>	<u>123,630</u>
FUND BALANCE, ENDING	<u>\$ 208,999</u>	<u>\$ 124,657</u>	<u>\$ 191,916</u>	<u>\$ 67,259</u>	<u>\$ 216,811</u>

DELTA COUNTY, COLORADO
CONTINGENCY FUND
SCHEDULE OF REVENUES, EXPENDITURES AND CHANGES IN FUND BALANCE
BUDGET AND ACTUAL
YEAR ENDED DECEMBER 31, 2023
WITH COMPARATIVE TOTALS FOR THE YEAR ENDED DECEMBER 31, 2022

	<u>ORIGINAL BUDGET</u>	<u>FINAL BUDGET</u>	<u>ACTUAL</u>	<u>VARIANCE FROM FINAL BUDGET</u>	<u>2022 ACTUAL</u>
REVENUES					
Other Revenues	\$ 37,000	\$ 37,000	\$ 28,887	\$ (8,113)	\$ 31,375
Total Revenues	<u>37,000</u>	<u>37,000</u>	<u>28,887</u>	<u>(8,113)</u>	<u>31,375</u>
EXPENDITURES					
General Government					
Contingency expenditures	38,500	38,500	34,623	3,877	36,922
Total Expenditures	<u>38,500</u>	<u>38,500</u>	<u>34,623</u>	<u>3,877</u>	<u>36,922</u>
EXCESS OF REVENUES OVER (UNDER) EXPENDITURES	<u>(1,500)</u>	<u>(1,500)</u>	<u>(5,736)</u>	<u>(4,236)</u>	<u>(5,547)</u>
Other Financing Sources (uses)					
Transfer in/(out)	10,000	10,000	10,000	-	10,000
Total other Financing Sources (uses)	<u>10,000</u>	<u>10,000</u>	<u>10,000</u>	<u>-</u>	<u>10,000</u>
EXCESS OF REVENUES OVER (UNDER) EXPENDITURES AND OTHER FINANCING SOURCES (USES)	8,500	8,500	4,264	(4,236)	4,453
FUND BALANCE, BEGINNING	787,356	787,356	818,731	31,375	814,278
FUND BALANCE, ENDING	<u>\$ 795,856</u>	<u>\$ 795,856</u>	<u>\$ 822,995</u>	<u>\$ 27,139</u>	<u>\$ 818,731</u>

DELTA COUNTY, COLORADO
GRANT PROJECTS FUND
SCHEDULE OF REVENUES, EXPENDITURES AND CHANGES IN FUND BALANCE
BUDGET AND ACTUAL
YEAR ENDED DECEMBER 31, 2023
WITH COMPARATIVE TOTALS FOR THE YEAR ENDED DECEMBER 31, 2022

	<u>ORIGINAL BUDGET</u>	<u>FINAL BUDGET</u>	<u>ACTUAL</u>	<u>VARIANCE FROM FINAL BUDGET</u>	<u>2022 ACTUAL</u>
REVENUES					
Intergovernmental					
other grants	\$ 2,422,249	\$2,422,249	\$1,335,256	\$ (1,086,993)	\$ 857,007
Interest	-	-	21,551	21,551	351
Other Revenues	-	-	-	-	37,128
Total Revenues	<u>2,422,249</u>	<u>2,422,249</u>	<u>1,356,807</u>	<u>(1,065,442)</u>	<u>894,486</u>
EXPENDITURES					
Capital Outlay	<u>2,584,537</u>	<u>2,584,537</u>	<u>1,908,300</u>	<u>676,237</u>	<u>805,457</u>
Total Expenditures	<u>2,584,537</u>	<u>2,584,537</u>	<u>1,908,300</u>	<u>676,237</u>	<u>805,457</u>
EXCESS OF REVENUES OVER (UNDER) EXPENDITURES	<u>(162,288)</u>	<u>(162,288)</u>	<u>(551,493)</u>	<u>(389,205)</u>	<u>89,029</u>
Other Financing Sources (uses)					
Transfer in	<u>212,288</u>	<u>212,288</u>	<u>192,288</u>	<u>(20,000)</u>	<u>205,179</u>
Total other Financing Sources (uses)	<u>212,288</u>	<u>212,288</u>	<u>192,288</u>	<u>(20,000)</u>	<u>205,179</u>
EXCESS OF REVENUES OVER (UNDER) EXPENDITURES AND OTHER FINANCING SOURCES (USES)	50,000	50,000	(359,205)	(409,205)	294,208
FUND BALANCE, BEGINNING	-	-	504,641	504,641	210,433
FUND BALANCE, ENDING	<u>\$ 50,000</u>	<u>\$ 50,000</u>	<u>\$ 145,436</u>	<u>\$ 95,436</u>	<u>\$ 504,641</u>

DELTA COUNTY, COLORADO
EMPLOYEE BENEFIT TRUST FUND
SCHEDULE OF REVENUES, EXPENDITURES AND CHANGES IN FUND BALANCE
BUDGET AND ACTUAL
YEAR ENDED DECEMBER 31, 2023
WITH COMPARATIVE TOTALS FOR THE YEAR ENDED DECEMBER 31, 2022

	<u>ORIGINAL BUDGET</u>	<u>FINAL BUDGET</u>	<u>ACTUAL</u>	<u>VARIANCE FROM FINAL BUDGET</u>	<u>2022 ACTUAL</u>
REVENUES					
Other Revenues	\$ -	\$ -	\$ 145,070	\$ 145,070	\$ -
Total Revenues	<u>-</u>	<u>-</u>	<u>145,070</u>	<u>145,070</u>	<u>-</u>
EXPENDITURES					
General Government					
Employee benefits	10,500	21,046	21,046	-	15,752
Total Expenditures	<u>10,500</u>	<u>21,046</u>	<u>21,046</u>	<u>-</u>	<u>15,752</u>
EXCESS OF REVENUES OVER (UNDER) EXPENDITURES	(10,500)	(21,046)	124,024	145,070	(15,752)
FUND BALANCE, BEGINNING	<u>39,614</u>	<u>39,614</u>	<u>36,425</u>	<u>(3,189)</u>	<u>52,177</u>
FUND BALANCE, ENDING	<u>\$ 29,114</u>	<u>\$ 18,568</u>	<u>\$ 160,449</u>	<u>\$ 141,881</u>	<u>\$ 36,425</u>

DELTA COUNTY, COLORADO
CONSERVATION TRUST FUND
SCHEDULE OF REVENUES, EXPENDITURES AND CHANGES IN FUND BALANCE
BUDGET AND ACTUAL
YEAR ENDED DECEMBER 31, 2023
WITH COMPARATIVE TOTALS FOR THE YEAR ENDED DECEMBER 31, 2022

	<u>ORIGINAL & FINAL BUDGET</u>	<u>ACTUAL</u>	<u>VARIANCE FROM FINAL BUDGET</u>	<u>2022 ACTUAL</u>
REVENUES				
Intergovernmental				
Miscellaneous State revenue	\$ 140,000	\$ 162,475	\$ 22,475	\$ 147,228
Other contributions	2,500	2,500	-	2,500
Interest	500	36,990	36,490	4,990
Total Revenues	<u>143,000</u>	<u>201,965</u>	<u>58,965</u>	<u>154,718</u>
EXPENDITURES				
Culture and Recreation				
Conservation Trust	243,500	77,677	165,823	145,559
Total Expenditures	<u>243,500</u>	<u>77,677</u>	<u>165,823</u>	<u>145,559</u>
EXCESS OF REVENUES OVER (UNDER) EXPENDITURES	<u>(100,500)</u>	<u>124,288</u>	<u>224,788</u>	<u>9,159</u>
Other Financing Sources (uses)				
Transfer (out)	(45,000)	(45,000)	-	(45,000)
Total other Financing Sources (uses)	<u>(45,000)</u>	<u>(45,000)</u>	<u>-</u>	<u>(45,000)</u>
EXCESS OF REVENUES OVER (UNDER) EXPENDITURES AND OTHER FINANCING SOURCES (USES)	(145,500)	79,288	224,788	(35,841)
FUND BALANCE, BEGINNING	440,754	433,862	(6,892)	469,703
FUND BALANCE, ENDING	<u>\$ 295,254</u>	<u>\$ 513,150</u>	<u>\$ 217,896</u>	<u>\$ 433,862</u>

DELTA COUNTY, COLORADO
SELF INSURANCE FUND
SCHEDULE OF REVENUES, EXPENDITURES AND CHANGES IN FUND BALANCE
BUDGET AND ACTUAL
YEAR ENDED DECEMBER 31, 2023
WITH COMPARATIVE TOTALS FOR THE YEAR ENDED DECEMBER 31, 2022

	<u>ORIGINAL BUDGET</u>	<u>FINAL BUDGET</u>	<u>ACTUAL</u>	<u>VARIANCE FROM FINAL BUDGET</u>	<u>2022 ACTUAL</u>
REVENUES					
Insurance Reimbursement	\$ -	\$ -	\$ 10,686	\$ 10,686	\$ 25,989
Total Revenues	<u>-</u>	<u>-</u>	<u>10,686</u>	<u>10,686</u>	<u>25,989</u>
EXPENDITURES					
General government					
Self Insurance	1,000	102,452	102,452	-	33,771
Total Expenditures	<u>1,000</u>	<u>102,452</u>	<u>102,452</u>	<u>-</u>	<u>33,771</u>
EXCESS OF REVENUES OVER (UNDER)					
EXPENDITURES	<u>(1,000)</u>	<u>(102,452)</u>	<u>(91,766)</u>	<u>10,686</u>	<u>(7,782)</u>
FUND BALANCE, BEGINNING	671,012	671,012	538,234	(132,778)	546,016
FUND BALANCE, ENDING	<u>\$ 670,012</u>	<u>\$ 568,560</u>	<u>\$ 446,468</u>	<u>\$ (122,092)</u>	<u>\$ 538,234</u>

DELTA COUNTY, COLORADO
PAYMENT IN LIEU OF TAXES FUND
SCHEDULE OF REVENUES, EXPENDITURES AND CHANGES IN FUND BALANCE
BUDGET AND ACTUAL
YEAR ENDED DECEMBER 31, 2023
WITH COMPARATIVE TOTALS FOR THE YEAR ENDED DECEMBER 31, 2022

	<u>ORIGINAL BUDGET</u>	<u>FINAL BUDGET</u>	<u>ACTUAL</u>	<u>VARIANCE FROM FINAL BUDGET</u>	<u>2022 ACTUAL</u>
REVENUES					
Other Revenues	\$ 970,152	\$ 970,152	\$ 1,927,627	\$ 957,475	\$ 1,933,608
Total Revenues	<u>970,152</u>	<u>970,152</u>	<u>1,927,627</u>	<u>957,475</u>	<u>1,933,608</u>
EXPENDITURES					
General Government					
PILT	1,585	1,585	2,310	(725)	-
Total Expenditures	<u>1,585</u>	<u>1,585</u>	<u>2,310</u>	<u>(725)</u>	<u>-</u>
EXCESS OF REVENUES OVER (UNDER) EXPENDITURES	<u>968,567</u>	<u>968,567</u>	<u>1,925,317</u>	<u>956,750</u>	<u>1,933,608</u>
Other Financing Sources (uses)					
Transfer (out)	(1,963,059)	(1,963,059)	(1,554,368)	408,691	(962,954)
Total other Financing Sources (uses)	<u>(1,963,059)</u>	<u>(1,963,059)</u>	<u>(1,554,368)</u>	<u>408,691</u>	<u>(962,954)</u>
EXCESS OF REVENUES OVER (UNDER) EXPENDITURES AND OTHER FINANCING SOURCES (USES)	(994,492)	(994,492)	370,949	1,365,441	970,654
FUND BALANCE, BEGINNING	<u>1,933,519</u>	<u>1,933,519</u>	<u>1,943,104</u>	<u>9,585</u>	<u>972,450</u>
FUND BALANCE, ENDING	<u>\$ 939,027</u>	<u>\$ 939,027</u>	<u>\$ 2,314,053</u>	<u>\$ 1,375,026</u>	<u>\$ 1,943,104</u>

DELTA COUNTY, COLORADO
OPEN SPACE TRUST FUND
SCHEDULE OF REVENUES, EXPENDITURES AND CHANGES IN FUND BALANCE
BUDGET AND ACTUAL
YEAR ENDED DECEMBER 31, 2023
WITH COMPARATIVE TOTALS FOR THE YEAR ENDED DECEMBER 31, 2022

	ORIGINAL & FINAL BUDGET	ACTUAL	VARIANCE FROM FINAL BUDGET	2022 ACTUAL
REVENUES				
Other Revenues	\$ -	\$ 5,110	\$ 5,110	\$ 3,300
Total Revenues	<u>-</u>	<u>5,110</u>	<u>5,110</u>	<u>3,300</u>
EXPENDITURES				
Open Space	160	160	-	160
Total Expenditures	<u>160</u>	<u>160</u>	<u>-</u>	<u>160</u>
EXCESS OF REVENUES OVER (UNDER) EXPENDITURES	(160)	4,950	5,110	3,140
FUND BALANCE, BEGINNING	128,518	137,720	9,202	134,580
FUND BALANCE, ENDING	<u>\$ 128,358</u>	<u>\$ 142,670</u>	<u>\$ 14,312</u>	<u>\$ 137,720</u>

DELTA COUNTY, COLORADO
BOOKING FEES FUND
SCHEDULE OF REVENUES, EXPENDITURES AND CHANGES IN FUND BALANCE
BUDGET AND ACTUAL
YEAR ENDED DECEMBER 31, 2023
WITH COMPARATIVE TOTALS FOR THE YEAR ENDED DECEMBER 31, 2022

	ORIGINAL & FINAL BUDGET	ACTUAL	VARIANCE FROM FINAL BUDGET	2022 ACTUAL
REVENUES				
Other Revenues	\$ 12,000	\$ 8,722	\$ (3,278)	\$ 8,616
Total Revenues	12,000	8,722	(3,278)	8,616
EXPENDITURES				
Operating Supplies	6,253	6,253	-	154
Total Expenditures	6,253	6,253	-	154
EXCESS OF REVENUES OVER (UNDER)				
EXPENDITURES	5,747	2,469	(3,278)	8,462
FUND BALANCE, BEGINNING				
	18,012	16,793	(1,219)	8,331
FUND BALANCE, ENDING				
	\$ 23,759	\$ 19,262	\$ (4,497)	\$ 16,793

DELTA COUNTY, COLORADO
INMATE WELFARE FUND
SCHEDULE OF REVENUES, EXPENDITURES AND CHANGES IN FUND BALANCE
BUDGET AND ACTUAL
YEAR ENDED DECEMBER 31, 2023
WITH COMPARATIVE TOTALS FOR THE YEAR ENDED DECEMBER 31, 2022

	<u>ORIGINAL BUDGET</u>	<u>ORIGINAL & FINAL BUDGET</u>	<u>ACTUAL</u>	<u>VARIANCE FROM FINAL BUDGET</u>	<u>2022 ACTUAL</u>
REVENUES					
Other Revenues	\$ 21,000	\$ 21,000	\$ 5,630	\$ (15,370)	\$ 13,974
Total Revenues	<u>21,000</u>	<u>21,000</u>	<u>5,630</u>	<u>(15,370)</u>	<u>13,974</u>
EXPENDITURES					
Operating Supplies	21,000	21,000	10,290	10,710	15,533
Total Expenditures	<u>21,000</u>	<u>21,000</u>	<u>10,290</u>	<u>10,710</u>	<u>15,533</u>
EXCESS OF REVENUES OVER (UNDER)					
EXPENDITURES	-	-	(4,660)	(4,660)	(1,559)
FUND BALANCE, BEGINNING	7,339	7,339	5,779	(1,560)	7,338
FUND BALANCE, ENDING	<u>\$ 7,339</u>	<u>\$ 7,339</u>	<u>\$ 1,119</u>	<u>\$ (6,220)</u>	<u>\$ 5,779</u>

DELTA COUNTY, COLORADO
FAIR BOARD FUND
SCHEDULE OF REVENUES, EXPENDITURES AND CHANGES IN FUND BALANCE
BUDGET AND ACTUAL
YEAR ENDED DECEMBER 31, 2023
WITH COMPARATIVE TOTALS FOR THE YEAR ENDED DECEMBER 31, 2022

	<u>ORIGINAL BUDGET</u>	<u>FINAL BUDGET</u>	<u>ACTUAL</u>	<u>VARIANCE FROM FINAL BUDGET</u>	<u>2022 ACTUAL</u>
REVENUES					
Charges for services					
Ticket and concession sales	\$ 50,000	\$ 50,000	\$ 39,645	\$ (10,355)	\$ 40,487
Sponsorships	34,000	34,000	61,885	27,885	48,096
Live Stock Sales	20,000	20,000	-	(20,000)	8,540
Interest	-	-	20	20	1
Contributions	8,800	8,800	-	(8,800)	-
Total Revenues	<u>112,800</u>	<u>112,800</u>	<u>101,550</u>	<u>(11,250)</u>	<u>97,124</u>
EXPENDITURES					
Culture and Recreation					
Fair	<u>142,600</u>	<u>142,600</u>	<u>102,808</u>	<u>39,792</u>	<u>103,680</u>
Total Expenditures	<u>142,600</u>	<u>142,600</u>	<u>102,808</u>	<u>39,792</u>	<u>103,680</u>
EXCESS OF REVENUES OVER (UNDER)					
EXPENDITURES	(29,800)	(29,800)	(1,258)	28,542	(6,556)
FUND BALANCE, BEGINNING					
	<u>51,299</u>	<u>51,299</u>	<u>99,221</u>	<u>47,922</u>	<u>105,777</u>
FUND BALANCE, ENDING					
	<u>\$ 21,499</u>	<u>\$ 21,499</u>	<u>\$ 97,963</u>	<u>\$ 76,464</u>	<u>\$ 99,221</u>

DELTA COUNTY, COLORADO
LANDFILL FUND
SCHEDULE OF REVENUES, EXPENDITURES AND CHANGES IN FUND BALANCE
BUDGET AND ACTUAL
YEAR ENDED DECEMBER 31, 2023
WITH COMPARATIVE TOTALS FOR THE YEAR ENDED DECEMBER 31, 2022

	<u>ORIGINAL BUDGET</u>	<u>FINAL BUDGET</u>	<u>ACTUAL</u>	<u>VARIANCE FROM FINAL BUDGET</u>	<u>2022 ACTUAL</u>
REVENUES					
Charges for services					
Landfill charges	\$ 1,725,000	\$ 1,725,000	\$ 1,841,746	\$ 116,746	\$ 1,679,171
Interest	22,000	22,000	539,839	517,839	100,383
Other Charges	25,000	25,000	23,236	(1,764)	22,715
Total Revenues	<u>1,772,000</u>	<u>1,772,000</u>	<u>2,404,821</u>	<u>632,821</u>	<u>1,802,269</u>
EXPENDITURES					
Landfill	1,333,500	2,073,299	1,848,017	225,282	1,085,016
Capital Outlay	-	-	246,025	(246,025)	347,996
Debt service	354,980	354,980	334,237	20,743	428,674
Total Expenditures	<u>1,688,480</u>	<u>2,428,279</u>	<u>2,428,279</u>	<u>-</u>	<u>1,861,686</u>
EXCESS OF REVENUES OVER (UNDER) EXPENDITURES	83,520	(656,279)	(23,458)	632,821	(59,417)
Other Financing Sources (uses)					
Transfers Out	(45,000)	(45,000)	-	45,000	-
Total other Financing Sources (uses)	<u>(45,000)</u>	<u>(45,000)</u>	<u>-</u>	<u>45,000</u>	<u>-</u>
Excess of Revenues over (under) expenditures	38,520	(701,279)	(23,458)	677,821	(59,417)
AVAILABLE RESOURCES, BEGINNING	4,340,244	4,340,244	3,676,181	(664,063)	3,735,598
AVAILABLE RESOURCES, ENDING	<u>\$ 4,378,764</u>	<u>\$ 3,638,965</u>	<u>\$ 3,652,723</u>	<u>\$ 13,758</u>	<u>\$ 3,676,181</u>

DELTA COUNTY, COLORADO
E911 FUND
SCHEDULE OF REVENUES, EXPENDITURES AND CHANGES IN FUND BALANCE
BUDGET AND ACTUAL
YEAR ENDED DECEMBER 31, 2023
WITH COMPARATIVE TOTALS FOR THE YEAR ENDED DECEMBER 31, 2022

	ORIGINAL & FINAL BUDGET	ACTUAL	VARIANCE FROM FINAL BUDGET	2022 ACTUAL
REVENUES				
Charges for services				
E911 Surcharge	\$ 490,000	\$ 716,998	\$ 226,998	\$ 509,155
Interest	4,000	80,119	76,119	1,156
Total Revenues	<u>494,000</u>	<u>797,117</u>	<u>303,117</u>	<u>510,311</u>
EXPENDITURES				
Health and Welfare				
E911 Authority	609,466	403,333	206,133	91,898
Total Expenditures	<u>609,466</u>	<u>403,333</u>	<u>206,133</u>	<u>91,898</u>
EXCESS OF REVENUES OVER (UNDER) EXPENDITURES	<u>(115,466)</u>	<u>393,784</u>	<u>509,250</u>	<u>418,413</u>
Other Financing Sources (uses)				
Transfer (out)	(392,014)	(228,345)	163,669	(270,202)
Total other Financing Sources (uses)	<u>(392,014)</u>	<u>(228,345)</u>	<u>163,669</u>	<u>(270,202)</u>
Excess of Revenues over (under) expenditures	(507,480)	165,439	672,919	148,211
AVAILABLE RESOURCES, BEGINNING	862,953	931,381	68,428	783,170
AVAILABLE RESOURCES, ENDING	<u>\$ 355,473</u>	<u>\$ 1,096,820</u>	<u>\$ 741,347</u>	<u>\$ 931,381</u>

DELTA COUNTY, COLORADO
COMBINING SCHEDULE OF CHANGES IN ASSEST AND LIABILITIES
AGENCY FUNDS
YEAR ENDED DECEMBER 31, 2023

	BALANCE 1/1/2023	ADDITIONS	DELETIONS	BALANCE 12/31/2023
COUNTY TREASURER				
ASSETS				
Cash and investments	\$ 541,721	\$ 32,047,371	\$ 31,951,853	\$ 637,239
Total Assets	<u>541,721</u>	<u>32,047,371</u>	<u>31,951,853</u>	<u>637,239</u>
LIABILITIES				
Taxes paid in advance	100	625,530	623,770	1,860
Due to other governmental entities	238,686	3,920,817	3,957,045	202,458
Deposits and escrow balances	302,935	27,501,024	27,371,038	432,921
Total Liabilities	<u>\$ 541,721</u>	<u>\$ 32,047,371</u>	<u>\$ 31,951,853</u>	<u>\$ 637,239</u>
COUNTY CLERK				
ASSETS				
Cash and investments	\$ 493,233	\$ 10,244,833	\$ 10,247,588	\$ 490,478
Total Assets	<u>493,233</u>	<u>10,244,833</u>	<u>10,247,588</u>	<u>490,478</u>
LIABILITIES				
Due to other governmental entities	353,073	5,529,509	5,514,713	367,869
Due to other funds	140,160	4,715,324	4,732,875	122,609
Total Liabilities	<u>\$ 493,233</u>	<u>\$ 10,244,833</u>	<u>\$ 10,247,588</u>	<u>\$ 490,478</u>
PUBLIC TRUSTEE				
ASSETS				
Cash and investments	\$ 36,115	\$ 1,739,065	\$ 1,590,781	\$ 184,399
Total Assets	<u>36,115</u>	<u>1,739,065</u>	<u>1,590,781</u>	<u>184,399</u>
LIABILITIES				
Deposits and escrow balances	51,387	1,733,378	1,585,616	199,149
Due to other funds	(15,272)	5,687	5,165	(14,750)
Total Liabilities	<u>\$ 36,115</u>	<u>\$ 1,739,065</u>	<u>\$ 1,590,781</u>	<u>\$ 184,399</u>
ASSETS				
Cash and Investments	\$ 42,256	-	\$ 42,256	\$ -
Total Assets	<u>42,256</u>	<u>-</u>	<u>42,256</u>	<u>-</u>
LIABILITIES				
Due to other governmental entities	1,069	-	1,069	-
Deposits and escrow balances	41,187	-	41,187	-
Total Liabilities	<u>\$ 42,256</u>	<u>\$ -</u>	<u>\$ 42,256</u>	<u>\$ -</u>
ALL AGENCY FUNDS				
ASSETS				
Cash and investments	\$ 1,113,325	\$ 44,031,269	\$ 43,832,478	\$ 1,312,116
Total Assets	<u>1,113,325</u>	<u>44,031,269</u>	<u>43,832,478</u>	<u>1,312,116</u>
LIABILITIES				
Taxes paid in advance	100	625,530	623,770	1,860
Due to other governmental entities	592,827	9,450,326	9,472,827	570,326
Deposits and escrow balances	395,510	29,234,402	28,997,841	632,071
Due to other funds	124,888	4,721,011	4,738,040	107,859
Total Liabilities	<u>\$ 1,113,325</u>	<u>\$ 44,031,269</u>	<u>\$ 43,832,478</u>	<u>\$ 1,312,116</u>

DELTA COUNTY, COLORADO
SCHEDULE OF EXPENDITURES OF FEDERAL AWARDS
YEAR ENDED DECEMBER 31, 2023

Federal Grantor/Pass Through Grantor/Program Title	Federal Assistance Listing Number	Major Program	Expenditures
DEPARTMENT OF HEALTH AND HUMAN SERVICES			
Passed Through Colorado Department of Health Care Policy and Financing			
Medical Assistance program	93.778	No	\$ 427,600
Single Entry Point	93.778	No	290,954
Passed Through Colorado Department of Public Health and Environment:			
Public Health Emergency Preparedness	93.069	No	113,325
Family Planning Services	93.217	No	13,796
Childhood Immunization	93.268	No	18,378
ELC Funds COVID Related	93.323	No	222,060
EPR Covid Funds	93.354	No	23,579
WiseWomen Grant	93.436	No	4,159
Breast and Cervical Cancer Screening	93.744	No	2,188
Cancer Prevention and Control Programs	93.898	No	6,748
CDC's Collaboration with Academia to Strengthen Public Health	93.967	No	5,595
Preventive Health and Health Services Block Grant	93.991	No	1,666
Maternal and Child Health Services Block Grant	93.994	No	32,964
Passed Through Colorado Department of Human Services			
Coronavirus State and Local Fiscal Recovery Funds	21.027	No	19,415
Guardianship Assistance Recovery	93.090	No	8,613
Temporary Assistance to Needy Families	93.558	No	607,356
Promoting safe and stable Families	93.556	No	(262)
Child Support Enforcement (Title IV-d)	93.563	No	344,149
Low Income Home Energy Assistance	93.568	No	14,581
Child Care and Development Block Grant	93.575	No	105,909
Child Care mandatory and Matching Funds of the Child Care and Development fund and Development Block Grant	93.596	No	52,461
Child Welfare Services - State Grants	93.645	No	83,399
Foster Care - Title IV-E	93.658	No	897,644
Adoption Assistance	93.659	No	313,121
Social Services Block Grant	93.667	No	63,316
Independent living program	93.674	No	19,974
Elder Abuse Prevention Program Grant	93.747	No	557
Total Department of Health and Human Services			\$ 3,693,245

DELTA COUNTY, COLORADO
SCHEDULE OF EXPENDITURES OF FEDERAL AWARDS
YEAR ENDED DECEMBER 31, 2023

Federal Grantor/Pass Through Grantor/Program Title	Federal Assistance Listing Number	Major Program	Expenditures
DEPARTMENT OF AGRICULTURE			
Passed Through Colorado Department of Health Services: State Administrative matching Grants for Food Stamp program	10.561	No	\$ 301,340
Passed Through Colorado Department of Public Health and Environment: Special Supplemental Nutrition program for Women, Infants, and Children	10.557	No	119,227
Special Supplemental Nutrition program Women Infants and Children - Non Cash	10.557	No	338,777
Passed Through Colorado Department of Local Affairs: Schools and Road - Grants to states	10.665	No	<u>81,845</u>
Total Department of Agriculture			<u>\$ 841,189</u>
DEPARTMENT OF TRANSPORTATION			
Passed Through Colorado Department of Transportation: National Priority Safety Programs	20.616	No	<u>\$ 5,717</u>
DEPARTMENT OF TREASURY			
Passed through Colorado Department of Local Affairs American Rescue Plan	21.027	Yes	<u>\$ 835,252</u> <u>\$ 835,252</u>
DEPARTMENT OF JUSTICE			
Public Safety Partnership and Community Policing Grants	16.710	Yes	\$ 500,000
Edward Byrne Memorial Justice Assistance Grant Program	16.738	No	<u>230,833</u> <u>\$ 730,833</u>
Total federal award expenditures			<u><u>\$ 6,106,236</u></u>

DELTA COUNTY, COLORADO
NOTES TO SCHEDULE OF EXPENDITURES OF FEDERAL AWARDS
For the Year ended December 31, 2023

NOTE A - SUMMARY OF SIGNIFICANT ACCOUNTING POLICIES

Basis of Presentation

The Schedule of Expenditures of Federal Awards includes the federal grant activity of Delta County and is presented on the modified accrual basis of accounting. The information in this schedule is presented in accordance with the requirements of Regulations Part 200, *Uniform Administrative Requirements, Cost Principles and Audit Requirements for Federal Awards* (“Uniform Guidance”). Therefore, some amounts presented in this schedule may differ from amounts presented in or used in the preparation of the general-purpose financial statements.

Federal awards provided to sub recipients are treated as expenditures when paid or distributed to the sub recipients.

The County has elected to not use the 10% de minimus indirect cost rate, as allowed under the Uniform Guidance.

NOTE B - REPORTING ENTITY

The financial reporting entity consists of Delta County, Colorado (the County) as the primary government; organizations for which the County is financially accountable; and other organizations for which the nature and significance of their relationship with the County are such that exclusion would cause the County's financial statements to be misleading or incomplete.

The Department of Human Services and Health Department are considered to be part of the primary government of the County because they are not legally separate. The county is accountable and has fiscal control over these departments.

NOTE C - PASS-THROUGH AWARDS

The County receives certain federal awards from pass-through awards from the State of Colorado. The amounts received are commingled by the State of Colorado with other funds. Only the federal amount of such pass-through awards is included in the Schedule of Expenditures of Federal Awards.

NOTE D – NON-CASH AWARDS EXPENDED

Fair market value of assistance at the time of disbursement to the recipient or the assessed value, is provided by the state or federal agency.

DELTA COUNTY, COLORADO
NOTES TO SCHEDULE OF EXPENDITURES OF FEDERAL AWARDS
For the Year ended December 31, 2023

NOTE E - SUBRECIPIENT AWARDS

The County receives certain federal awards that are passed through to subrecipients as follows:

Program Title	Federal CFDA Number	Amount Passed Through
Schools and Roads- Grants to States Delta County Joint School District # 501	10.665	\$81,845



**REPORT ON INTERNAL CONTROL OVER FINANCIAL REPORTING AND ON COMPLIANCE AND
OTHER MATTERS BASED ON AN AUDIT OF FINANCIAL STATEMENTS PERFORMED IN
ACCORDANCE WITH *GOVERNMENT AUDITING STANDARDS***

INDEPENDENT AUDITOR'S REPORT

To the Board of Commissioners
Delta County, Colorado

We have audited, in accordance with the auditing standards generally accepted in the United States of America and the standards applicable to financial audits contained in *Government Auditing Standards* issued by the Comptroller General of the United States, the financial statements of the governmental activities, the business-type activities, each major fund, and the aggregate remaining fund information of Delta County, Colorado, as of and for the year ended December 31, 2023, and the related notes to the financial statements, which collectively comprise Delta County, Colorado's basic financial statements, and have issued our report thereon dated August 17, 2024.

Internal Control over Financial Reporting

In planning and performing our audit of the financial statements, we considered Delta County, Colorado's internal control over financial reporting (internal control) to determine the audit procedures that are appropriate in the circumstances for the purpose of expressing our opinions on the financial statements, but not for the purpose of expressing an opinion on the effectiveness of Delta County, Colorado's internal control. Accordingly, we do not express an opinion on the effectiveness of Delta County, Colorado's internal control.

A *deficiency in internal control* exists when the design or operation of a control does not allow management or employees, in the normal course of performing their assigned functions, to prevent, or detect and correct, misstatements on a timely basis. A *material weakness* is a deficiency, or a combination of deficiencies, in internal control, such that there is a reasonable possibility that a material misstatement of the entity's financial statements will not be prevented, or detected and corrected on a timely basis. A *significant deficiency* is a deficiency, or a combination of deficiencies, in internal control that is less severe than a material weakness, yet important enough to merit attention by those charged with governance.

Our consideration of internal control was for the limited purpose described in the first paragraph of this section and was not designed to identify all deficiencies in internal control that might be material weaknesses or, significant deficiencies. Given these limitations, during our audit we did not identify any deficiencies in internal control that we consider to be material weaknesses. However, material weaknesses may exist that have not been identified.

To the Board of Commissioners
Delta County, Colorado
Page Two

Compliance and Other Matters

As part of obtaining reasonable assurance about whether Delta County, Colorado's financial statements are free from material misstatement, we performed tests of its compliance with certain provisions of laws, regulations, contracts, and grant agreements, noncompliance with which could have a direct and material effect on the determination of financial statement amounts. However, providing an opinion on compliance with those provisions was not an objective of our audit, and accordingly, we do not express such an opinion. The results of our tests disclosed no instances of noncompliance or other matters that are required to be reported under *Government Auditing Standards*.

Purpose of this Report

The purpose of this report is solely to describe the scope of our testing of internal control and compliance and the results of that testing, and not to provide an opinion on the effectiveness of the entity's internal control or on compliance. This report is an integral part of an audit performed in accordance with *Government Auditing Standards* in considering the entity's internal control and compliance. Accordingly, this communication is not suitable for any other purpose.

Blair and Associates, P.C.

Cedaredge, Colorado
August 17, 2024



INDEPENDENT AUDITOR’S REPORT ON COMPLIANCE FOR EACH MAJOR PROGRAM
AND ON INTERNAL CONTROL OVER COMPLIANCE REQUIRED BY THE UNIFORM GUIDANCE

To the Board of County Commissioners
Delta County, Colorado

Report on Compliance for Each Major Federal Program

Opinion on Each Major Federal Program

We have audited Delta County, Colorado’s compliance with the types of compliance requirements identified as subject to audit in the OMB *Compliance Supplement* that could have a direct and material effect on each of Delta County, Colorado’s major federal programs for the year ended December 31, 2023. Delta County, Colorado’s major federal programs are identified in the summary of auditor’s results section of the accompanying schedule of findings and questioned costs.

In our opinion, Delta County, Colorado complied, in all material respects, with the types of compliance requirements referred to above that could have a direct and material effect on each of its major federal programs for the year ended December 31, 2023.

Basis for Opinion on Each Major Federal Program

We conducted our audit of compliance in accordance with auditing standards generally accepted in the United States of America; the standards applicable to financial audits contained in *Government Auditing Standards*, issued by the Comptroller General of the United States; and the audit requirements of Title 2 U.S. *Code of Federal Regulations* Part 200, *Uniform Administrative Requirements, Cost Principles, and Audit Requirements for Federal Awards* (Uniform Guidance). Our responsibilities under those standards and the Uniform Guidance are further described in the Auditor’s Responsibilities for the Audit of Compliance section of our report.

We are required to be independent of Delta County, Colorado and to meet our other ethical responsibilities, in accordance with relevant ethical requirements relating to our audit. We believe that the audit evidence we have obtained is sufficient and appropriate to provide a basis for our opinion on compliance for each major federal program. Our audit does not provide a legal determination of Delta County, Colorado’s compliance with the compliance requirements referred to above.

Responsibilities of Management for Compliance

Management is responsible for compliance with the requirements referred to above and for the design, implementation, and maintenance of effective internal control over compliance with the requirements of laws, statutes, regulations, rules, and provisions of contracts or grant agreements applicable to Delta County, Colorado’s federal programs.

Auditor’s Responsibilities for the Audit of Compliance

Our objectives are to obtain reasonable assurance about whether material noncompliance with the compliance requirements referred to above occurred, whether due to fraud or error, and express an opinion on Delta County, Colorado’s compliance based on our audit. Reasonable assurance is a high level of assurance but is not absolute assurance and therefore is not a guarantee that an audit conducted in accordance with generally accepted auditing standards, *Government Auditing Standards*, and the Uniform Guidance will always detect material noncompliance when it exists. The risk of not detecting material noncompliance resulting from fraud is higher than for that resulting from error, as fraud may involve collusion, forgery, intentional omissions, misrepresentations, or the override of internal control. Noncompliance with the compliance requirements referred to above is considered material if there is a substantial likelihood that, individually or in the aggregate, it would influence the judgment made by a reasonable user of the report on compliance about Delta County, Colorado’s compliance with the requirements of each major federal program as a whole.

To the Board of Commissioners
Delta County, Colorado
Page Two

In performing an audit in accordance with generally accepted auditing standards, *Government Auditing Standards*, and the Uniform Guidance, we:

- Exercise professional judgment and maintain professional skepticism throughout the audit.
- Identify and assess the risks of material noncompliance, whether due to fraud or error, and design and perform audit procedures responsive to those risks. Such procedures include examining, on a test basis, evidence regarding Delta County, Colorado's compliance with the compliance requirements referred to above and performing such other procedures as we considered necessary in the circumstances.
- Obtain an understanding of Delta County, Colorado's internal control over compliance relevant to the audit in order to design audit procedures that are appropriate in the circumstances and to test and report on internal control over compliance in accordance with the Uniform Guidance, but not for the purpose of expressing an opinion on the effectiveness of Delta County, Colorado's internal control over compliance. Accordingly, no such opinion is expressed.

We are required to communicate with those charged with governance regarding, among other matters, the planned scope and timing of the audit and any significant deficiencies and material weaknesses in internal control over compliance that we identified during the audit.

Report on Internal Control over Compliance

A deficiency in internal control over compliance exists when the design or operation of a control over compliance does not allow management or employees, in the normal course of performing their assigned functions, to prevent, or detect and correct, noncompliance with a type of compliance requirement of a federal program on a timely basis. A *material weakness in internal control over compliance* is a deficiency, or a combination of deficiencies, in internal control over compliance, such that there is a reasonable possibility that material noncompliance with a type of compliance requirement of a federal program will not be prevented, or detected and corrected, on a timely basis. A *significant deficiency in internal control over compliance* is a deficiency, or a combination of deficiencies, in internal control over compliance with a type of compliance requirement of a federal program that is less severe than a material weakness in internal control over compliance, yet important enough to merit attention by those charged with governance.

Our consideration of internal control over compliance was for the limited purpose described in the Auditor's Responsibilities for the Audit of Compliance section above and was not designed to identify all deficiencies in internal control over compliance that might be material weaknesses or significant deficiencies in internal control over compliance. Given these limitations, during our audit we did not identify any deficiencies in internal control over compliance that we consider to be material weaknesses, as defined above. However, material weaknesses or significant deficiencies in internal control over compliance may exist that were not identified.

Our audit was not designed for the purpose of expressing an opinion on the effectiveness of internal control over compliance. Accordingly, no such opinion is expressed.

The purpose of this report on internal control over compliance is solely to describe the scope of our testing of internal control over compliance and the results of that testing based on the requirements of the Uniform Guidance. Accordingly, this report is not suitable for any other purpose.

Blair and Associates, P.C.

Cedaredge, Colorado

August 17, 2024

Delta County, Colorado
Schedule of Findings and Questioned Costs
Year ended December 31, 2023

Section I - Summary of Auditor's Results

Financial Statements

Type of auditor's report issued:	Unmodified
Internal control over financial reporting:	
Material weakness identified	None Noted
Significant deficiency identified	None Noted
Noncompliance material to financial statements noted	None Noted

Federal Awards

Internal Control over major programs:	
Material weakness identified	None Noted
Significant deficiency identified	None Noted

Type of auditor's report issued on compliance for major programs	Unmodified
--	------------

Any audit findings disclosed that are required to be reported in accordance with Title 2 U.S. Code of Federal Regulations Part 200	None Noted
--	------------

Identification of major programs:

<u>CFDA Number(s)</u>	<u>Name of Federal Program or Cluster</u>
21.027	American Rescue Plan
16.710	Public Safety Partnership and Community Policing Grants

Dollar threshold used to distinguish between Type A and Type B programs:	\$ 750,000
--	------------

Auditee qualified as low risk auditee?	Yes
--	-----

Delta County, Colorado
SCHEDULE OF FINDINGS AND QUESTIONED COSTS — CONTINUED
Year ended December 31, 2023

SECTION II — FINDINGS RELATED TO FINANCIAL STATEMENTS

There are no findings related to the financial statements as required by Government Auditing Standards.

SECTION III — FINDINGS RELATED TO FEDERAL AWARDS

None noted in the current year audit.

Delta County, Colorado
SUMMARY SCHEDULE OF PRIOR AUDIT FINDINGS
Year ended December 31, 2023

SECTION II — FINDINGS RELATED TO FINANCIAL STATEMENTS

None

SECTION III — FINDINGS RELATED TO FEDERAL AWARDS

None